

S A F E T Y

SPECIFICATIONS

r e l a t i v e t o

EXHIBITIONS

H E L D I N T H E

P A L A I S D E S

F E S T I V A L S E T

D E S C O N G R È S

CONTENTS

1 - GENERAL REMARKS	4
1.1 - PURPOSE	4
1.2 - SCOPE	4
2 - OBLIGATIONS	5
2.1 - OBLIGATION OF THE PALAIS MANAGEMENT	5
2.1.1 - Documents to be submitted to the Mayor	5
2.1.2 - Documents to be submitted to the organizers.....	5
2.1.3 - Maintenance of the Safety Register	6
2.2 - OBLIGATIONS OF THE ORGANISERS	6
2.2.1 - Safety, Health and Working Conditions	7
2.3 - OBLIGATIONS OF PARTICIPANTS AND EXHIBITORS.....	7
2.4 - OBLIGATIONS OF THE SAFETY MANAGER.....	7
2.5 - OBLIGATIONS OF THE ADMINISTRATIVE AUTHORITY.....	8
3 - GENERAL INSTALLATIONS	9
3.1 - SPECIFIC INSTALLATIONS POINTS.....	9
3.2 - STAND PARTITIONING.....	10
3.3 - CLOSED VOLUMES - CLOSED STANDS - ROOMS BUILT SET UP IN THE HALLS	10
3.4 - RAISED LEVEL / PODIUM / STAGE / STAIRS	11
3.4.1 - General.....	11
3.4.2 - Clearances of raised stands.....	11
3.4.3 - Straight staircases.....	12
3.4.4 - Winding staircases.....	12
3.4.5 - Stairways with both straight and winding sections.....	12
3.4.6 - Railings and banisters	12
3.5 - SIGNS	12
3.6 - CLEARANCES - AISLES.....	13
3.7 - FLOOR COVERINGS	13

4 - SPECIAL STAND INSTALLATIONS	13
4.2 - CONSTRUCTION AND INSTALLATION OF STANDS.....	14
4.3 - SUSPENDED CEILINGS.....	14
4.3.1 - Open stands	14
4.3.2 - Fully closed stands and premises.....	15
4.3.3 - Proof	16
4.4 - MATERIALS USED FOR DECORATING STANDS.....	16
4.4.1. Use of plastic and derivatives	16
4.5 - DISPLAYED MATERIALS	17
4.6 - FURNITURE	17
4.7 - ELECTRICAL INSTALLATIONS	18
4.8 - GAS INSTALLATIONS	18
4.9 - MISCELLANEOUS.....	19
5 - SPECIAL PROVISIONS	19
5.1 - ACCESS TO THE TECHNICAL PREMISES AND EQUIPMENT	19
5.2 - FIRE SAFETY AND RESCUE SERVICE.....	19
5.2.1 - Normal fire Safety service measures	19
5.2.2 - Reinforced fire Safety service measures	19
6 - INSPECTION PROCEDURE	20
7 - SPECIAL INSTRUCTIONS	20
7.1 - USE OF TERRACES	20
7.2 - DEMONSTRATION OF EQUIPMENT.....	21
7.3 - PROVISIONS APPLICABLE TO CERTAIN CATEGORIES OF EQUIPMENT.....	21
7.4 - EXHIBITION OF MOTOR VEHICLES	
INSIDE THE HALLS	22
7.5 - INSTALLATION OF ADDITIONAL COOLING SYSTEMS	22
7.6 - USING SLINGS.....	22
7.7 - DISABLED ACCESS/ISOLATED STEPS.....	22
7.8 - SPECIAL PROHIBITIONS	

1 - GENERAL REMARKS

1.1 - PURPOSE

The purpose of the present Specification is to define the safety measures specific to the premises and facilities that are at the disposal of the exhibitors during the exhibitions held within the Palais des Festivals.

It makes it possible, among other things, for the specificities and conditions of use of level -1 and all levels including the Riviera building, to be taken into account, in accordance with the recommendations of the Departmental Safety Subcommission (Report no. 11-12-09 of 16 February 2011) that defines usage scenarios, in particular:

- Professional scenario
- General Public scenario
- Festivals in Cannes Scenario

It specifies the obligations and responsibilities of the service provider, SEMEC, and the organizers and exhibitors for complying with the regulations imposed by the administrative authority, whose scope action is also defined.

It should be pointed out that the Palais des Festivals in Cannes has triple ISO certification, notably 9001, 14001 and 18001.

All users are required to abide strictly by these rules. It is the responsibility of the organizers leaseholders of the premises – to ensure that exhibitors, contractors and generally speaking, any person directly or indirectly under their authority properly apply these rules. To that end, they have to make sure that the Specifications are properly distributed.

These Specifications apply to all premises, aisles, access routes, and equipment that the exhibition hall occupants might use.

The period of application includes the installation and removal times. More precisely, it begins when possession of the premises is taken, and ends when the last occupant (organizer, exhibitor, mover, business, etc.) under the lessee's responsibility leaves.

The Palais Management reserves the right to take action against those who fail to comply with these Specifications.

These Specifications apply to the various participants, namely:

- The Administrative Authority through the competent Safety Commission
- The owner or the delegated concession holder SEMEC
- The Palais Management and its Fire Safety Manager.
- Event organizers
- Lessees, exhibitors, artists and any occupant of the premises involved in one way or another in the events organized within those premises.

1.2 - SCOPE

The present Specifications stipulate, in particular:

- The obligations of the owner and concession holder, and the security measures within the leased premises or areas
- The obligations of the organizers and specific safety measures for the events.
- The obligations of the others participants referred to in paragraph 1.1.

The Specifications includes annexes, plans, and data sheets.

It supplements the following statutory texts:

- The Building and Housing Code (Book I, Part II Articles R .123.1 to R.123.55 consolidated version of 30/11/2011).
 - Safety regulations in public buildings (the General Rules of the Order of 23 March 1965 as amended and the Order of 25 June 1980 as amended).
 - Special regulations L, N, P, W, PA, and in particular, the Order of 18 November 1987 as amended for type T establishments (exhibition halls).
 - The special requirements of the Departmental Safety Subcommittee for including those contained in its Report No. 11-12-09 dated 16 February 2011 with regard to countervailing measures on exemptions specific to this establishment.
- Only the French version of the present specification is binding on all petitioners under French law and land use regulations. Other foreign language versions, and in particular the English version, are only provided as an aid to understanding.**

2 - OBLIGATIONS

2.1 - OBLIGATIONS OF THE PALAIS MANAGEMENT

2.1.1. Documents to be submitted to the Mayor:

The town of Cannes has delegated the management of the Palais des Festivals and Congresses to Semec, by public service delegation contract, dated 01/01/2011 for a period of 10 years.

Therefore, their representative - the General Manager of the Palais- mandated by the Semec Executive Board shall assume the obligations described in Article T4 of the aforementioned safety regulations and in the following specifications. .

He/she shall send the Mayor of Cannes the premises' standard occupation plans and more particularly those not intended for this use and for which specific facilities are required for such events. A new set of indexed plans shall be submitted for each modification brought to the fixed facilities and installations
He/she shall send:

- The application for authorization of the event foreseen in Article T5 § 1, co-signed by the organizer and the Safety Manager, two months before each event.
- The quarterly program of events planned in the Palais at least one month in advance

2.1.2. Documents to be submitted to the organizers:

the sole manager of the Palace shall send the event organizer the present Specifications and all details for its implementation and standard floor plans of the premises mentioned in § 2.1.1 which are annexed hereto.

The directives imposed on the organizer must include specific measures to be respected in order to avoid jeopardizing the effectiveness of the permanent safety facilities in place in the establishment, particularly:

- a) General clearances (aisles, exits, stairs, porch, etc.)
- b) Smoke extraction installations
- c) All emergency fire fighting equipment, namely:
 - Means of extinguishing fires (hose valves, fire hoses and hydrants, extinguishers, dry risers, sprinkler, etc.)
 - Automatic fire detection systems
 - Alarm and warning systems.

2.1.3. Maintenance of a Safety Log:

The Head of the Safety Department designated by the Palais Management in accordance with Article MS 46 § 2 of the above mentioned safety regulations, shall maintain a Safety Log pursuant to Article R 123.51 of the aforementioned Building and Housing Code.

Said log shall specify the dates of the various inspections of the permanent safety installations of the establishment, and the observations to which they gave rise. It shall also specify any changes made to the fixed facilities and fixtures.

In particular, the plans mentioned in § 2.1.1 shall be attached to said log. Each shall have a number and a mark corresponding to each change. The changes made are specified in the title block of the plan for each mark. It is recalled that these plans shall also be attached hereto.

The Safety Log must be made available to the competent Safety Commission for possible inspection.

The Head of the Safety department of the Palais is in constant contact with representatives of the competent Safety Commission and the Safety Manager (§ 2.4).

2.2 - OBLIGATIONS OF ORGANIZERS

Applications to the administrative authority and contact with the competent Safety Commission shall be the responsibility of the Sole Manager of the Palais or, the head of fire safety department, by permanent delegation, in application of § 1 and 3 of Article T5.

Accordingly, the organizer has the following obligations:

- send a file to the Palais Management which states the nature of the event and its duration 10 weeks before the event, together with plans showing the location of the proposed installations that must be consistent with the standard set-up plans (occupation scenarios) mentioned in § 2.1.1 above, or be subject to an authorization request that is submitted to the competent authority through the Palais Management.

This file shall also specify the identity and qualifications of the Safety Manager.

- collect the questionnaires concerning safety techniques from the participants and exhibitors (§ 4v), and send them at least one month in advance to the Palais Management who will then submit them to the Safety Manager.

- send a copy of the Specifications to each participant and exhibitor before the event.

- enforce the safety rules imposed by the present Specifications.
- provide information to the participants and exhibitors concerning any decision from the administration regarding notifications and authorisations sent by said latter and transferred to it by the Safety Manager.
- take all measures necessary to ensure the safety of all participants during installation of the event, and in particular ensuring compliance with the evacuation procedure prescribed by the ERP Safety Regulations and the French Labour Code relative to the numbers of persons inside the exhibit areas at the same time. These must comply with all requirements of the Palais Management and the Head of its safety department.

2.2.1 Safety, Health, and Working Conditions

The organizer shall take all steps to ensure the safety of the personnel under its responsibility and those contractually dependent on its clients throughout the event (including assembly and dismantling periods) in compliance with the rules of the Labour Code.

To this end, a prevention plan shall be established by Semec and the organization.

2.3 - OBLIGATIONS OF PARTICIPANTS AND EXHIBITORS

Exhibitors, stand lessees and, in general, all participants are required to comply with Section T8 of the safety regulations mentioned above as well as the provisions of the present Specifications.

They must send the technical safety questionnaire (§ iv) concerning their facilities to the organizers, at least one month before the start of the event.

Layouts of stands and other facilities must be completed at the time of the Safety Commission's acceptance inspection. In case of any non-compliance found by the safety commission, their use shall be prohibited as long as said latter is not made compliant.

Participants, exhibitors or their representatives shall be present during the inspection.

All measures must be taken to permit a detailed inspection and provide information on the facilities, particularly regarding the materials used for the interior and decoration.

When difficulties are encountered in implementing the regulatory provisions herein, it is the exhibitor's responsibility or that of its representative to report it on the safety file and to the organizer.

2.4 - OBLIGATIONS OF THE SAFETY MANAGER

The Safety Manager must hold the educational credits set forth in Article T6 of the above regulation. In addition:

- the Safety Manager must be present for each event.
- he/she is designated by mutual agreement of the Safety Commission and the Palais management.
- the organizer shall be responsible for the mission expenses of the Safety Manager.

The above-mentioned Safety department shall be responsible for the following, under the responsibility of the organizer:

- study, with the event organizer, the general installation files of the event and participate in drafting the safety file, which is then submitted to the administration for an opinion. This folder, which is very specific with regard to the location and layout of the different lots, shall be signed by the organizer and the Safety Manager.
- enforce application of the administration's requirements by the organizer.
- inform and advise exhibitors about the technical safety precautions for their installations.
- examine the declarations and requests for authorization for machines in operation and keeps a list of the stands in which such machines are located.
- control enforcement of fire safety measures in these regulations, with the exception of constructive provisions, from the beginning of the stand assembly process until the event is no longer open to the public.
- ensure that the stands with upper levels have undergone a robustness check by an authorized body or individual.
- ensure continuous presence when the public is present on the event site.
- inform the administration of any difficulties encountered in enforcing the present regulation in a timely manner.
- make first aid available, and if necessary, information about the location of radioactive sources, the location of facilities described in Article VII and Article X and the location of areas with stands using bottles of liquefied hydrocarbons.
- report to the organizer and the owner of the premises of any events caused by the other permanent establishments (cafeteria, restaurant, canteen, etc.) likely to affect the security of the event in progress.
- ensure that the establishment's safety equipment are not counteracted by the facilities of the event underway
- examine all document to ensure that maintenance checks of emergency resources have been correctly carried out.
- control the presence and the qualifications of the security department personnel for the event.
- prepare a final report relative to compliance with this regulation and the directives issued by the administrative authority that authorized the holding of the event. This report shall be sent simultaneously to the event organizer and owner, before the event is opened to the public. The report recommends whether to open all or part of the event to the public and is made available to the administration by the organizer.

2.5 - OBLIGATIONS OF THE ADMINISTRATIVE AUTHORITY

The administrative authority must meet the requirements of Article T7 of the above-mentioned regulation. More specifically:

The Administrative Authority shall give its decision concerning the above-mentioned requests no later than 1 (one) month after their receipt, in compliance with Article T7 § 1

The competent Safety Commission can carry out the acceptance inspection of the event's specific facilities (clause T7 § 2) before the event opens to the public.

3 - GENERAL INSTALLATIONS

Unless the Safety Manager and the competent Safety Committee have validated special provisions in the installation file, installations must comply with the provisions of the above-mentioned specifications.

3.1 - SPECIFIC OBSERVATIONS REGARDING INSTALLATIONS

Commercialized stands or areas may only be installed at the locations defined in the floor plans annexed to the safety log (see § 1.1 and 2.1.3) and transmitted to the relevant administrative authority (§ 2.1.1).

Strict compliance with these plans is required. Therefore, the file submitted by the organizers (see § above) must contain all of the information required.

If the event floor plans do not comply with the standard plans, the organizer will be required to complete the file with an application for a detailed opinion to be submitted to the competent authority through the Palais management as provided in § 2.2 above.

Upon receipt thereof, the organizer shall be required to provide as-built drawings of the event facilities incorporating the observations of the competent authority with regard to said request for a detailed opinion.

Failure to carry out this procedure may lead to partial dismantling of the facilities and stands concerned at the time of acceptance.

The entire width, length, and height of clearances and aisles defined on the plans must be kept clear at all times and in all areas open to the public, as well as those that are not.

If the entire volume of the hall is not used, then partitioning elements shall delimit the area actually used. If exits are unusable as a result of such delimitation, then they should not be visible to the public. Said provision should not have the effect of reducing the number and width of the clearances corresponding to the size of the public admitted.

Pursuant to the regulations, the areas of the hall not being used must be free of any stocking or storage for the duration of the event.

Exceptionally, adjacent storage areas shall be authorized after consultation with the Safety Commission.

These adjacent storage areas shall be limited to a maximum volume of 500 m³ and a distance of 8.00 meters must separate the areas accessible to the public and be free of any calorific potential.

These storage areas shall be subject to the provisions foreseen for volumes enclosed by Palais partitions that are 1/2 hour firebreak (3/4 hours in testing) , and must be marked by a «unique access» sign on the exterior.

No smoking signs must be prominently displayed in particularly hazardous areas, (reminder: The entire building is non-smoking see Art. 7.8).

Areas that are not used must be marked and have exits that allow for compliance with the provisions of the Labour Code.

3.2 - Partitioning of stands

The partitioning of stands must be done with either the elements made available by the services of the Palais, or elements installed by the organizer or exhibitor having the same flammability and mechanical stability characteristics.

In the latter case, a request must be made in the file provided for in Article 2.2 above, accompanied by a safety data sheet and corresponding report.

Partitioning can include glass elements, subject to compliance with the French standard (NF 32,500 or the CE equivalent), and must be either armed, tempered or laminated, as proven by a certificate of compliance or any other means of proof.

The mechanical stability should enable it to resist the pressure exerted by the public.

This provision is also applicable to glass showcases where the glazing must have the same characteristics as glass partitions.

NB: glazing used as partitioning must have signs and markings that make it visible.

3.3 - CLOSED VOLUMES - CLOSED STAND ROOMS INSTALLED IN THE HALLS

Exhibitors might sometimes prefer to isolate themselves in closed stands. In that case, the stands must have direct exits onto the aisles. The number and size of these exits depend on the size of the stand.

- less than 20 m²: 1 x 0.90m wide exit
- from 20 to 50 m²: 2 exits, 1 x 0.90m wide, plus 1 x 0.60m wide
- 50 to 100 m²: either 2 x 0.90m wide exits, or 2 exits, 1 x 1.40m wide, plus 1 x 0.60m wide
- 100 to 200 m²: either 2 exits, 1 x 1.40m wide, plus 1 x 0.90m wide, or 3 x 0.90m wide exits
- from 200 to 300 m²: 2 x 1.40m wide exit
- from 300 to 400 m²: Two exits, 1 x 0.90m wide, plus 1 x 1.40m wide

The exits must be properly distributed and on opposite sides of the space. If this is not possible because of the enclosed situation of the stand, then a distance of at least 5.00 meters from edge to edge, must be established between each exit.

If the stand(s) have doors, they should open onto the aisles without swinging. They may be authorised to swing toward the inside of the stand.

Each door must be identified by an «EXIT» sign in white letters on a green background.

Insofar as the above requirements for the exits cannot be met, then the stand or space concerned shall include a main façade (the largest in size) that is fully open onto a main aisle. Access to exits must never pass through a changing room, storeroom, closet, office, or other.

Meeting rooms, restaurants, cinemas, and presentation rooms with podium may be installed regardless of the areas reserved for the exhibition. Bleachers and grandstands with standing room must have a floor resistance of 500 kgs/m².

Stands and bleachers with seats must be able to support 500 kgs/m². Step leading to bleacher seats may have a minimum height of 0.10m and 0.20m maximum and a minimum thread of 0.20m. In this case, the flight of stairs is limited to 10 and the alignment of the edge of the steps shall not exceed 45°.

Each case is specific; therefore, a detailed plan that outlines measurements to be used must be submitted to the Safety manager.

In each exhibition area, the total area of closed volumes cannot exceed 50% of the total area of the stands.

In application section T23, each closed volume of the stands or other premises located in the Exhibit Hall level 01 must include at least one fire detector head or sprinkler head and must not have any independent suspended ceiling (see article 4.3 below).

ATTENTION: In the Rotonde Riviera level 0, the stands must be at least one meter away from the plaster ceiling in order to preserve the effectiveness of sprinkler and ventilation systems.

3.4 - RAISED LEVEL / PODIUM / STAGE / STEPS

Chapter 4 «Special stand installations» of the present Specifications applies to all raised stands.

3.4.1 - General

In accordance with standard NFP 06-001, facilities with raised levels must be strong enough to withstand a live load of 300 kgs/m².

Each raised stand shall be subject to a report by an organization attesting to the stability of the structure after installation on site.

The percussion load should not exceed that authorized in the area concerned (500 kgs/m² in general). Each stand can have only one upper level. The surface of this level must be less than 300 m².

Each stand must be equipped with a means of fire extinction, namely a water extinguisher, placed at the bottom of each staircase and a Co2 fire extinguisher located near the electrical panel. If the surface of the upper level is greater than 50 m², additional appropriate means of extinguishing must be provided at all times by at least one safety officer during the presence of the public in the establishment.

3.4.2 - Clearances of raised stands

The upper levels are to be accessed by stairs that are carefully distributed; the number and width shall depend on the area of these levels, namely:

- up to 19 m²: 1 x 0.90m wide staircase
- from 20 to 50 m²: 2 staircases, 1 x 0.90m wide, plus 1 x 0.60m wide
- 51 to 100 m²: either 2 x 0.90m wide staircases, or 2 staircases, 1 x 1.40m wide, plus 1 x 0.60m wide
- from 101 to 200 m²: 2 staircases, 1 x 1.40m wide, plus 1 x 0.90m wide
- from 201 to 300 m²: 2 x 1.40m wide staircase

Only staircases whose closest outer uprights are at least 5 m apart can be taken into account in the number of exits and doorways. Exits must be pointed out with a sign with the word «exit» in white letters on a green background.

3.4.3 - Straight staircases

Straight staircases for public use must be constructed so that the steps comply with best industry practice, each flight of stairs having no more than 25 steps. As far as possible, the direction of the flights should alternate.

The height of the steps must be 13 cm minimum and 17 cm maximum. The width should be at least 28 cm, but no more than 36 cm wide. The relationship between the height and width of steps is governed by the equation $0.60 \leq 2H + G \leq 0.64$ m. The steps in one flight must be of uniform height and width, although an exception may be made for the first step.

Landings should be the same width as the staircase.

3.4.4 - Spiral staircases

Standard or additional spiral staircases shall be continuous, with no other landings apart from those serving upper levels.

The tread and the height of the steps on the line of flight, at 0.60 m from the newel or central void, shall conform to the regulations mentioned in the previous article.

In addition, the outer stair tread must not exceed 0.42 m.

The handrail for single-width staircases must be located on the outside.

3.4.5 - Staircase with both straight and turning sections

Insofar as the different straight and winding sections of the staircase comply with good trade practice, it shall be considered to be compliant with the statutory controls in force; consequently, there can be no objection to it being used in establishments open to the public.

3.4.6 - Railings and banisters

In accordance with French standards NF P 01-012 and NF P 01-013, staircases or podiums -- including those that are built by the exhibitors -- shall have handrails or balustrades. This provision applies to all stands, including those that do not have a raised level.

The railings must be able to withstand pressure per linear meter in conformity with standard NF P 01-012.

Protective glass panels must be either reinforced or made of compound glass. So-called Securit glass is not permitted.

3.5 - SIGNS

Signs located within the walkways must meet the following requirements:

- include M0 or A and M1 or B materials, including for the suspension lines as well,
- they must not block the view of the emergency lighting blocks and security signs. They can only lie in a horizontal plane, 2.04 m above ground and must not extend into the upper safety volume.
- The dimensions are 0.60 m long and 0.25 m high. If other sizes are desired a detailed opinion should be sought from the relevant committee when the installation file is being considered.

3.6 - CLEARANCE AREAS - AISLES

The organizers are required to leave the clearance areas and aisles free in their full height and width as defined in the floor plans.

In particular, bar seats and tables shall only be set out in the areas defined on the occupation plan. To that end, those areas are delimited by a marking on the floor.

ATTENTION: It is strictly forbidden to place any kind of fixtures above the aisles (structure or signboards, walkways, etc.)

3.7 - FLOOR COVERING

By mutual agreement with Semec, organizers who do not wish to use the carpet normally provided clearance areas and aisles and wish to customize their installation with their own floor covering must comply with the following provisions:

- the floor covering must not be partial; it must cover at least the full surface of a given area
- the floor covering must be a single colour throughout in an aisle with a colour different from that of the stand and shall be secured to the floor using evenly spaced double-sided adhesive tape
- the covering shall be fire-rated either M3 or Cfl or s2, if partly made of synthetic materials, and M4 or Dfl if made of natural fibres.

4 - SPECIAL STAND INSTALLATIONS

4.1 - SAFETY FILE

Exhibitors shall submit the safety files of their stand(s) to the organizers at least one month in advance. This file must include:

- the safety questionnaire completed by the exhibitor or its representative (see attached template).
- a plan or drawing of the stand showing the metric dimensions (length, width, height) and on which all the materials to be used are identified. This identification shall be repeated in column B of the questionnaire. This plan shall include front, side, bird's eye, and cross section views that are duly indicated. A legend must specify the planned installations. The language used must be either French or English. The scale must be at least 1:20.
- all official test reports for the materials issued by approved French laboratories or their European equivalent and (or) the fireproofing certificates drawn up by duly approved companies.

All of these documents shall be identified from A to Z and repeated in column C of the questionnaire.

Exhibitors who do not submit said safety file, can be denied access to the exhibition halls.

4.2 - CONSTRUCTION AND INSTALLATION OF STANDS

Except for specific partitions called «Palais», all ornamental installations will be located exclusively inside of the volume of the stands.

In order to guarantee the maximum efficiency of the fire safety devices (sensing heads, smoke extractors and sprinklers) fixed onto the suspended ceiling, when the ceiling height is over or equal to 2.75m no structure shall be located in the upper area of each stand defined by a horizontal plane located 0.25m below the suspended ceiling, except for the covering of the main building's structural supports. This can extend to the underside of the fixed suspended ceiling or the ceiling of the rooms in question as long as no particular hazard (installation of electrical or other box) is located near the aforementioned structural supports.

Banners that are located on the edge of the aisles of open stands shall also be fixed at 0.25 m from the suspended ceiling

When the suspended ceiling is under 2.75m, the construction height specific to each stand location will be specified on the layout plans provided by the organizer.

Stands that are higher than 4.50m will be subject to an official solidity/stability inspection by a certified organization when first installed.

In the event where reassembly would be necessary, then a certificate certifying the stability of the stand shall be delivered by the exhibitor along with the initial report of the certified organization.

The solidity/stability of stands less than 4.50m high shall be guaranteed in accordance with the French standard NFP 06.001 and shall remain under the exhibitor' liability. Said latter must be able to provide proof thereof, in particular, to the administration, and at any time that it might request it.

4.3 - SUSPENDED CEILINGS OF THE STANDS:

4.3.1 Open stands

a) In the basement:

Suspended ceilings in stands are prohibited. Only one, maximum 0.50 m wide strip (or solid area) or a 0.50m strip that is divided, shall be tolerated, after consultation with the Safety Manager and subject to:

- Have a fire rating of M0 or M1
- Respect a minimum distance of 1.00 meters between bands
- That the total full area represents no more than 20% of the total area of the stand.

Only approved canopies with mesh (net) M1 type textile, and grid spacing of a minimum of 4 to 5mm are authorised for the entire stand. In the case of full coverage, no solid area or band can be installed.

b) On the Ground and upper floors:

Open stands (absence of walls on at least three sides) that should have a suspended ceilings, a full canopy ceiling, and those with an upper level may be authorised based on the Safety Manager's recommendation.

However, in accordance with Article 10 AM, the suspended ceiling or canopies must not affect the effectiveness of safety equipment such as sprinklers, and fire or smoke detection system. Canopies must be recognized as such by certification issued by the French Ministry of the Interior.

In addition, their total surface area must be less than 300 m², and they must be at least 4m away from each other. The total ceiling and full-suspended ceiling surface area (including the surface area of the upper level) must be a maximum of 10% of the entire surface area of the level concerned. They must be securely fixed with M0 fire-rated suspensions.

In addition, they shall meet the following requirements:

Exhibition halls equipped with sprinkler devices

Suspended ceilings or canopies cannot be installed if the ceiling height is less than 2.75 meters. Rules identical to those applicable for infrastructure spaces are applicable when the ceiling is below this height (ref §a).

Suspended ceiling shall only be partial not full. They shall not exceed one third of the total surface of the stand. The maximum width of the solid sections cannot exceed 2 meters. A clearance of at least one meter should be left between each solid sections.

Approved openwork canopies defined in §a are not affected by this regulation.

They must have a fire rating of M0 or M1

Exhibition hall not equipped with a sprinkler installation

Suspended ceiling shall only be partial not full. They shall not exceed one third of the total surface of the stand and have no width limit. However, two sides shall be left open and a 1-m² opening shall be left in the middle of the suspended ceiling when the surface is more than 15m² or for each 15m² section. Approved openwork canopies defined in § are not affected by this regulation.

Have a fire rating of M0 or M1

4.3.2 Fully closed stands and premises

The installation of a closed ceiling may be permitted on an exceptional basis. Such installations shall be subject to a special study by the competent safety committee.

a) In the basement

They can only be installed to replace the Palais suspended ceiling. All of the safety features of the establishment must be maintained including the smoke removal system.

b) on the Ground and upper floors

Fire-fighting safety devices (SSI) including fire detectors and the general alarm must be extended. Should alarms be set-off, all activities in progress shall automatically stop within the above-mentioned premise. This installation must meet the requirements of SSI standards in all respects.

A smoke extraction system must be created for premises having an upper surface greater than 20m². To that end, a trap door measuring 1/100 of the total surface area of the stand and at least 1-m² shall be installed in the upper part of the stand and be accessible from outside of the said premises.

NB: As a reminder, no closed areas may exceed 10% of the surface of the halls. Several adjacent premises that are less than 20m² will be considered as one premises that is more than 20m².

4.3.3 Proof

The exhibitor must provide all supporting documents, including calculations related to the provisions of the present paragraph

4.4 - MATERIALS USED FOR DECORATING THE STANDS

The materials used must be consistent with the authorized materials (see attached security questionnaire).

Official fire-rating test reports and certificates issued by approved registered laboratories for all materials used in the exhibition halls shall be submitted to the Safety Manager

Tests must be established with regard to French standards NF P 92 501-507 and NF EN - 13.501.1

As such, a list of approved laboratories with accredited certification recognized by the French State is attached to this specification. Only materials with a report of reaction to fire issued from these laboratories shall be accepted.

In the event that the reports from other countries are provided, a certified translation into French may be requested in order to have a detailed understanding of said reports.

Coverings and materials that comply with safety requirements are sold by specialized retailers that provide certificates corresponding to the materials' classification. For a list of suppliers, please contact: Groupement Non Feu, 37/39 rue de Neuilly, BP 249, 92113 Clichy, France (Tel: 01 47 56 30 81).

Fireproofing may give M1 quality to materials, which would normally be fairly or easily inflammable. Such fireproofing may be obtained by spraying a special liquid, by applying a special paint or varnish with a brush or by immersion in a special bath. The fireproofing procedure shall be carried out by an approved contractor who shall give the exhibitor a certificate in an approved form that shall mention:

- the nature, size and colour of the treated covering, the name of the product used, the date of the fireproofing along with the stamp and signature of the contractor.

Note: Fireproofing may only be carried out on wood panels, on natural fabrics or on fabrics containing a high proportion of natural fibres. It is not possible to fireproof synthetic fabrics or plastics.

All materials that lack proper proof demanded in the safety file and on the recommendations of the Safety Manager will be refused.

4.4.1 - Use of plastics and derivatives

Plastic product such as in polycarbonate, acrylic, vinyl, polyurethane, polyvinyl chloride, methacrylate, or similar substances are subject to this section.

These materials must be classified (with respect to their reaction to fire) according to the manner in which they are used, namely:

§ 1) M1 (B s3 d1 according to EN 13 501-1) for any material used in ceiling or suspended ceiling regardless of the thickness and dimensions.

§ 2) M1 (B s3 d1) for floating or non-floating supports whose thickness is equal to, or less than 2 mm and are used in a vertical position. However flexible «Lackfolie» type materials fire-rated M2 (C s1 d1) may be accepted after consultation with the Safety Manager.

«3M» type adhesive films that are applied directly to M1, M2 and M3 supports are not affected by this paragraph

§ 3) M2 (C s3 d1 according to EN 13 501-1) for all uses in building element or decoration including all furniture, lighting, lighting, acting as a constructive decoration, or sign, etc., and having a thickness of between 2 mm and 12 mm.

There is no statutory requirements regulating the use of non-illuminated small movable furniture on all levels, with the exception of level 01 where fire-rating M2 (C s3 d1) is required.

There are also no requirements concerning the use of plastic materials as sales products or related products such as display units, model roofs or showcases, provided that they are not a part of the stand's structure and that their surface does not exceed 4m² for a stand with a surface area of 50 m².

Light boxes shall have openings to allow enough ventilation to limit the interior temperature to 65°C maximum.

§ 4) M4 (D s3) for materials that are 12mm thick or more and providing that they are not associated with any electrical installation; otherwise, they required a fire rating of M2 (B s3 d1) (ref § 3).

§ 5) Expansive polystyrene or similar kinds of materials shall be fire-rated M1 (B s3 d1) regardless of their thickness and for the entire establishment.

§ 6) Synthetic foams shall be fire-rated M1 (B s3 d1) when used as wall or ceiling coverings even when they are covered by a fire-rated M1 (B s3 d1) material, and M4 (D s3 according to EN 13 501-1) when used elsewhere providing that they are covered by a M1 (B s3 d1) material.

4.5 - DISPLAYED MATERIAL

Materials on display may be shown on the stands without any requirements as to their reaction to fire.

However, these provisions do not apply to trade fairs and stands specifically related to interior decoration, where fabrics and wall coverings are displayed.

However, these provisions do not apply to trade fairs and stands aimed specifically at interior decoration, whereby fabrics and wall coverings are displayed.

4.6 - FURNITURE

Furniture supplied by rental companies shall comply with the statutory provisions of this specification.

However, exhibitors may use their own furniture providing that the materials be authorized (see safety questionnaire), subject to fire-rating certificates and official test reports of those materials being provided by the exhibitors.

- he structure should be made of a maximum of M3 or D s1 d0 fire-rated materials and should only contain synthetic materials in line with Article 4.4.1 hereof.
- Their upholstery filling shall be made of a maximum fire-rated M4 or D s3 and be covered by a well-sealed M1 or B s3 d1 material.

Small movable furniture such as chairs, seats, or pedestal tables are not affected by these above-mentioned provisions However, the materials they are made of must not be able to spread fire quickly.

4.7 - ELECTRICAL INSTALLATIONS FOR STANDS

Electrical installations are made from the junction boxes under the sole responsibility of the exhibitors who shall, at their own expense, have a qualified professional verify its conformity, and send a certificate of electrical conformity to the Safety Manager (See template in annex 3).

These installations shall be performed under the responsibility of individuals capable of devising and carrying out the works in compliance with current regulations, and aware of the special hazards involved in this type of event.

These installations shall be carried out in compliance with French laws, decrees, orders and other official texts relative to electrical installations, and particular with the standard EN 60 598 or NF C 15-100, along with the Decree of 14 November 1988, relative to worker safety.

In particular:

- 1) The use of lamp adapter plugs is prohibited;
- 2) The use of conductors with cross-sectional areas of less than 1.50 mm² is forbidden: the use of dual connector or «SCINDEX» cables is strictly prohibited. Cables must be properly attached.
- 3) All electric appliances for use, excluding class II and low voltage appliances, shall be connected to the earth conductor in the electric control panels supplied by the Palais and protected by nominal differential current devices (up to a maximum nominal current of 30 mA).
- 4) The electrical connections are made in the junction boxes.
- 5) Light fittings, powered by a voltage greater than 1000 volts, are to be equipped with an emergency cut-off switch located on the stand where it can be easily identified and reached.
The connections for said light fittings shall be isolated and out of reach unless they are located inside cabinets. The glazing of such cabinets shall comply with the requirements of the present Specifications.
- 6) Halogen lights must comply with EN 60598.
Light fittings on stands that have halogen bulbs must:
 - be placed at a height of 2.25 meters minimum
 - be kept away from all flammable materials (at least 0.50m from wood and other decorative materials)
 - be properly secured
 - be equipped with a safety screen (glass or fine mesh)
 - provide protection against effects due to the possible explosion of the lamp.
- 7) Lampshades, excluding those in category M0 (glass, ceramic, metal, aluminium, etc.), must be certified in accordance with EN 60598 2-1, whereby fire resistance testing with a value of 650° must be obtained for all premises accessible to the public. The certification report of the said fixture must be submitted.
- 8) Electrical equipment, including lighting fixtures may not protrude into the aisles. Only protrusions of 0.10m shall be tolerated for lighting fixtures placed at or above a height of 2.20 m from the ground. With the exception of small lights (Lita type spotlights, 300W halogen, neon etc.), no lights may be placed in the upper safety volumes.
- 9) The electrical installation, in particular the lighting section, must be equipped with a master switch in order to switch off all the lights added temporarily during the event. This switch must be located and made permanently accessible to the establishment's security services. It must be easy to handle.

4.8 - GAS INSTALLATION

Installations operating with butane or propane gas are strictly prohibited in addition to the use of open flame heaters during both the assembly and dismantling phases of the exhibition.

This requirement also applies to demonstration equipment. Such equipment may ultimately be equipped with fake bottles. Butane, propane or any other pressurized gas bottles as well as pressurized gas appliances, even empty ones, are banned.

4.9 - MISCELLANEOUS

Requirements that apply to the organizer, relative to installations not mentioned in this section (storage, signs, floor coverings, etc.) also apply to exhibitors in accordance with the same provisions for that which concerns them. The same is valid for all demonstrations or shows that may present a certain danger to the public.

5 - SPECIAL PROVISIONS

In general, any additional or specific layout not included in the present Specifications shall be subject to be a detailed opinion of the Safety Commission after submission presented in the file referred to in § 2.2 with notice providing all pertinent details for making the inspection possible.

5.1 - ACCESS TO THE TECHNICAL PREMISES AND EQUIPMENT

All accesses to the technical premises and safety equipment must be kept clear at all times.

Inside the stands, only finishings that do not obstruct the opening of said access areas are acceptable.

The doors of all the rooms are locked. No exhibitor shall be allowed to change the locks in order to install a personal system.

No one shall be authorized to intervene in any manner whatsoever on the structural elements of the building including fixtures, fittings and technical equipment. Only SEMEC staff shall be authorised to do so.

5.2 - Fire Safety and Rescue Service

5.2.1 Normal fire safety service measures

The emergency response safety service of the Palais des Festivals in Cannes is provided, during normal operation by two professional fire fighters from the departmental public service completed by SSIAP (Security Services for Emergencies and Personal Assistance) officers of the establishment.

The functions and duties of the designated personnel focus on two aspects:

- 1) Fire and rescue operations, according to the specific instructions applicable to the PALAIS and the general provisions of the regulation pertaining to instruction and manoeuvres in force in the Rescue Centres.
- 2) Prevention and prediction missions by participating in the inspection of safety equipment in place in the PALAIS, according to the provisions adopted by the of the Rescue Centre Commander and the PALAIS Management.

5.2.2 Reinforced fire safety service measures

During special events (large public or event presenting specific hazards), the usual number of personnel shall be increased when the public is present, as provided for by the competent Safety Commission, at the direct cost of the organizer.

This safety department can be made up of:

- trained individuals who are qualified in accordance with the provisions of the decree of 2 May 2005 as amended, and who are under the exclusive authority of the Palais' Fire Safety Manager,
- by fire-fighters from the departmental ranks.

6 - INSPECTION PROCEDURE

In accordance with Article T6 of the Decree of 18 November 1987, the Safety Manager is in charge of the statutory inspection of the installations of each stand according to the safety file (safety questionnaire annexed).

Ongoing inspections shall be implemented in order to ensure strict compliance with these specifications.

No stand may be mounted before delivery of the completed safety file.

If the file is incomplete or if the stand does not meet the requirements of these Specifications, power may be shut-off or exhibitors might not be allowed to build stands, based on the Safety Manager's recommendations.

In said event, the liability of the exhibitor alone shall be engaged.

The exhibitor shall then be required to complete the file and possibly carry out all of the changes deemed necessary, at its expense.

Any refusal by the exhibitor to execute an obligation dictated by the Safety Manager will be reported to the organizer's representative who will be advised to take action.

Should any difficulties arise, the Palais Management will be informed immediately and will take all actions necessary, including the possible intervention of the competent Safety Commission.

Exhibitors must be able to justify the compliance of the materials used, and provide fire-rating test reports. In the absence of proof of compliance, the concerned materials may be tested by any method the Safety Manager or the Safety Commission shall recommend.

NB: The recommendation made by the Safety Manager regarding the inspection of the stands' safety file does not dispense the exhibitors or their representative from its obligation and thus its liability with regard to designing and implementing all installation so that the stand is compliant with the provisions of the Specifications. With the exception of exemptions made in writing.

No event concerned by these Specifications may be open to the public without the Mayor's authorisation, based on the recommendation of the competent Safety Commission or the Safety Manager.

Given this, the Mayor may prescribe all measures that he/she considers necessary for public safety.

7 - SPECIAL INSTRUCTIONS

7.1 - USE OF TERRACES

For reasons of liability and safety, the installation of any structure or tent is prohibited by the organizers and exhibitors on all terraces of the building. Only Semec (or approved contractors appointed by it) is authorized to carry out this type of construction and in accordance with the scenarios provided for in the site's building permit.

In addition, terraces directly linked to exhibition areas may never, by extension, be used as exhibition areas. As such, they can only be converted into a reception area such as a bar with small furniture (tables, chairs, and parasols). The terraces cannot be enclosed.

However, specific installations for protection against the weather shall be allowed based on the Safety Manager or safety committee's recommendations. Therefore, a façade installed at the edge of the terrace can be tolerated, as long as no solid part is present at the top. The height of the construction is specified on the layout plans specific to each terrace.

Similarly, for a storage areas called «back office» used by the bar, that does not exceed 4 m². In case the latter are contiguous to within 8 meters of the building's non-firebreak façades, then the façade of the adjacent storage area shall be fitted out with a 1-hour firebreak covering the full height of the wall.

All installations on the terraces must meet snow and wind standards, namely 100km/h wind-resistant and be subject to a statutory technical control by an approved organization that shall be submitted to the Safety Manager.

Any parasols placed on the terraces of the upper floors should be secured with a sling in order to avoid its falling down and this in addition to the main fixing system.

7.2 - PRESENTATION OF EQUIPMENT

Please be reminded that equipment or parts thereof should not extend beyond the stands into the aisles or above them at all. If equipment is used for demonstrations with material likely to be projected over a certain distance, such equipment must be fitted with efficient protective devices so as to avoid any of the material reaching the public, whether in the aisles or in the stands.

7.3 - PROVISIONS APPLICABLE TO CERTAIN CATEGORIES OF EQUIPMENT

Exhibitors who wish to demonstrate sound equipment in operation shall do so inside an auditorium.

The maximum power radiated by all the equipment must not exceed 60 db (A) outside the auditorium doors, which must be kept closed during sound demonstrations.

The standards imposed on the public address systems of the stands serve to limit, for the user, the overall output of the equipment and prevent disturbances that may affect the building alarm system, and neighbouring stands.

With the exception of the stands, all other PA systems must be connected to the Fire Safety System of the establishment.

It is therefore requested that the sound level indicated above be respected, with no exceptions, even for very short periods of time.

Exhibitors using equipment that emit x-rays, lasers, radioactive substances, machines shown in operation, pyrotechnic effects or otherwise, must submit a request for authorization to the organizer 30 days prior to the event opening.

Said request, which is written on plain paper, must specify the nature and the quantity or value in energy used of the products and must be accompanied by the device's technical instructions or data sheet and a floor plan locating the machine in the stand. No such device may be operated if the authorization request was not filed in due time.

For information, power supply to the stands will be shutdown without prior warning when an evacuation message is broadcast. This must be taken into consideration by the exhibitor when planning audiovisual material.

7.4 - EXHIBITION OF MOTOR VEHICLES INSIDE THE HALLS

The tanks of motor vehicles presented in a stationary position must be empty (maximum of 5 litres per tank) and equipped with a locking stopper. Battery terminals must be disconnected.

7.5 - INSTALLATION OF ADDITIONAL AIR CONDITIONING SYSTEMS

The installation of additional individual air conditioning systems shall be subject to a written request submitted to the organizer 30 days before the event opens to the public. It must be accompanied by technical data of the devices used and a layout plan to be submitted to the opinion of the competent safety committee when submitting the installation file. Such devices must be connected by Semec Technical Department to the fire safety system of the Palais (shutdown of the devices at the start of smoke extraction). These installations must be verified by an approved professional or body.

The hot air released from the condenser must be discharged outside the exhibition halls.

7.6 - USING SLINGS

Hooking or slinging any material of any kind onto the structures or suspended ceilings of the Palais by the organizers or exhibitor is prohibited. Any equipment needing to be hooked or attached, shall be subject to a request made to the Semec Technical Department, who alone is authorized to perform this service. The same is valid for cable passage.

For the attachment of general trade fair signage, organizers must first submit a project to the head of operations of the Palais des Festivals in order to request approval.

7.7 - DISABLED ACCESS/ISOLATED STEPS

The laying of a wooden floor with a thickness greater than 20 mm requires that the latter be equipped with an inclined face on the entire circumference whose slope may not exceed 8 to 10%. The inclined surface must be integrated into the said floor.

However, this provision does not apply to portions of the stand closed by installations integrated into the floor, which make direct access to said stand impossible.

The displacement of such installations by 0.10m maximum away from the outer edge of the floor must be considered.

Below 20 mm, the angular edges of such floors use must be provided with a chamfer or a rounded edge.

The building's fixed facilities for the disabled must in no way be blocked by the installations of the event.

7.8 - SPECIAL PROHIBITIONS

It is forbidden to smoke inside the establishment. Likewise, the use of open flames is not allowed, including for the demonstration of equipment.

The use of green letters or white letters on green background is prohibited; these colours are reserved for the general safety signage.

No flammable liquids may be stored in a stand. It is forbidden to store combustible packaging or waste in the stands and aisles.

Such packaging and waste must be removed as and when they are produced.

Exhibitors are prohibited from disassembling or removing the fixtures of the establishment (parapets, handrails on stairs, fire extinguishers, boxes of all kinds, etc.). The use of any cooking or heating device is prohibited inside the stands, with the exception of microwave ovens with a power capacity of less than 3.5 kw/h.

FIRE SAFETY

IMPORTANT

IMPORTANT

IMPORTANT

IMPORTANT

IMPORTANT

Attention: certain materials are extremely dangerous as they allow fire to spread easily. Therefore, their use within the Palais des Festivals is strictly regulated. This is particularly true for plastic and synthetic materials.

We remind you that only materials approved and recognized by a French or European laboratory may be used.

The Specifications provided to exhibitors is explicit with regard to the classification and use of materials that must comply with French regulations

Please feel free to contact the Fire Safety Department of the Palais des Festivals for the addresses of manufacturers of materials authorized in France.

Safety Department Palais-Cannes:

Tel.: 33 (0)4 92.99.84.53 - Fax: 33 (0)4 92.99.31.53 - girard@palaisdesfestivals.com

Tel.: 33 (0)4 92.99.84.74 - Fax: 33 (0)4 92.99.31.53 - villegas@palaisdesfestivals.com

We do request that you make sure your contractors do not use unapproved materials in the construction of the stand and to see to it that the Complete Safety File for your stand is forwarded within the required time.

This file must include:

- the safety/electricity form to be completed by the exhibitor or its representative.
- a plan or drawing of the stand showing the metric dimensions (length, width, height) and on which all the materials to be used are identified (from 1 to...). It must also be included in column B of the questionnaire at a scale of 1:20.
- all official test reports for the materials to be used, issued by approved laboratories and (or) the fireproofing certificates drawn up by duly approved companies.

If you opt for the basic stand provided without any other decoration except a few posters in A1 format, please indicate it on the security/electricity form. In this case, you have no other document to submit.

Exhibitors who do not submit this safety file, may be denied access to the exhibition halls.

FIRE SAFETY

MATERIAL RATING TABLE

REMINDER OF FRENCH RATINGS or equivalent European standard EN 13 501-1:

M0 = A1 ; A2 s1 d0 Euroclass: Non-combustible

M2 = C s3 d1 Euroclass: Fire retardant

M1 = B s3 d1 Euroclass: Non-flammable * excluding floor covering

M3 = D s1 d0 Euroclass*: Moderately flammable

M4 = D s3 (d1) Euroclass*: Highly flammable

Material	Authorized	Documents to be submitted
Wood (or wood-based composite) > 18 mm non-laminated	Pressed wood chipboard (Non-laminated), plywood	None (materials equated M3 or Ds1 d0 Euroclass)
Wood < 18 mm and > 5 mm Wood > 18 mm laminated	M3 or D s1 d0 Euroclass	Report (or labels on materials, see the note in the footer)
Plywood - Chipboard < 5 mm or wood-based composite	M1 or 2 treated on both sides with fireproof paint, varnish, or fire-inhibiting salts by an approved contractor or B s3 d1 Euroclass	Report or fireproofing certificate containing the product name, specifications, date of application
Floor carpeting	Natural: M4 or Dfl s2 Euroclass Synthetic: M3 or s2 Cfl Euroclass	Report
Wall covering and fabrics	M1 or fireproofed or B s3 d1 Euroclass	Report or fireproofing certificate containing the product name, specifications, date of application
Plastics	M1 or B s3 d1 Euroclass less than 2mm M2 or C s3 d1 Euroclass from 2 to 12mm M4 or D s3 (d1) Euroclass over 12mm	Report in line with paragraph 4.4.1 of the specifications.
Painting	On M0, M1 or authorized wood support (nitrocellulose paint prohibited)	Report of Support
Suspended decorations (paper, cardboard)	M1 or fireproofed or Bs1d1 Euroclass	Report or fireproofing certificate containing the product name, specifications, date of application
Floral decorations made of synthetic material	Original M1 (fireproofing prohibited) (1) or B s3 d1 Euroclass	Report
Glued decoration (paper only)	Without proof if glued over the entire surface or applied partially to a surface of 0.50x0.50m and ← 20% of the surface of the stand	None - must be adhered to fire-rated support, M0, M1, M2, M3 or Euroclass equivalent
Furniture	Large pieces of furniture: M3 or D s1 d0 Euroclass Lightweight structure: M3 or D s1 d0 Euroclass Filling: M4 or D s3 (d1) Euroclass Envelope: M1 or B s3 d1 Euroclass	Report or fireproofing certificate (Without proof if Palais furniture rental)
Glazing	Armed, tempered, laminated	Certificates or documents such as invoices, sworn statement
Other materials	Approval to be requested	Written response of the Safety Manager

NB: Report: Report from an approved laboratory in accordance with French Decree of the Ministry of Interior dated 30 June 1983 as amended and its annexes. Alternatively, by an officially recognized equivalent of any report corresponding to European standards called Euroclass NF EN 13 501-1 applicable in member states of the union.

NB: Relative to self-certification of manufacturers of wood, said latter may be only be considered only as an information item with the Safety Manager, its validation or refusal shall be decided by the relevant administrative authority.

LIST OF APPROVED LABORATORIES

Austria

IBS	
Institut für Brandschutztechnik und Sicherheitsfor Petzoldstrasse 45 Postfach 44 Linz A-4017 Phone: + 43 732 7617 822 Fax: + 43 732 7617 89 Contact: Josef Kraml Email: j.kraml@ibs-austria.at Website: www.ibs-austria.at	 <p>Accreditations ISO 17025, ISO 17020</p> <p>Activities Testing, Inspection</p> <p>Experience Reaction to Fire, Fire Resistance, Fire Suppression, Smoke Control</p>
MA 39 - VFA der Stadt Wien	
Magistratabteilung 39 11, Rinnbockstrasse, 15 Wien A-1110 Phone: + 43 1 79514 92061 Fax: + 43 1 79514 99 92016 Contact: D Werner Email: dieter.werner@wien.gv.at Website: www.wien.gv.at/vfa	<p>Accreditations ISO 17025</p> <p>Activities Testing</p> <p>Experience Reaction to Fire, Fire Resistance</p>

Belarus

RIFS	
Ministry for Emergency Situations Soltisa Str. 183A Minsk 220046 Phone: + 375 17 289 96 30 Fax: + 375 17 246 57 31 Contact: Denis Zhitkevich Email: denwich@tut.by Website: www.niipb.org	<p>Accreditations ISO 17025</p> <p>Activities Testing</p> <p>Experience Reaction to Fire, Fire Resistance, Fire Detection, Fire Suppression, Smoke Control, Active Fire Protection</p>

Belgium

ISSEP

Rue de Chera. 200
 Liege
 B-4000
 Phone: + 32 4 22 98 311
 Fax: + 32 4 25 24 665
 Contact: Mr H Breulet
 Email: h.breulet@issep.be

Accreditations
 ISO 17025
Activities
 Testing
Experience
 Reaction to Fire

Universite de Liege

ArGEnCo Department
 Fire Research
 Chemin des Chevreuils 1 (B52/9)
 Liege
 B-4000
 Phone: + 32 43 66 9138
 Fax: + 32 43 66 9137
 Contact: Eric Wellens
 Email: E.Wellens@ulg.ac.be
 Website: www.argenco.ulg.ac.be/se_labou_feu.php

Accreditations
 ISO 17025
Activities
 Testing
Experience
 Fire Resistance

warringtonfiregent

Ottergemsesteenweg-Zuid 711
 Gent
 B-9000
 Phone: +32 9 243 77 50
 Fax: +32 9 243 77 51
 Contact: Paul Vandeveldde
 Email: paul.vandeveldde@wfrgent.com
 Website: www.wfrgent.com



Accreditations
 ISO 17025
Activities
 Testing
Experience
 Reaction to Fire, Fire Resistance


Bulgaria

Department


Chief Directorate «Fire Safety & Civil Protection»
 Ministry of the Interior, 1 Ogneboretz Street
 Sofia
 1619
 Phone: + 359 2 857 03 26
 Fax: + 359 2 857 02 14
 Contact: Hrisimir Dochev
 Email: rifs_npi@dabv.bg

Accreditations
 ISO 17025
Activities
 Testing
Experience
 Reaction to Fire, Fire Resistance


Czech Republic

PAVUS, A. S.	
Prosecka 412/74 Praha 9 CZ-19000 Phone: + 420 286 019 586 Fax: + 420 286 019 590 Contact: Mirko Louma Email: louma@pavus.cz Website: www.pavus.cz	 <p>Accreditations ISO 17025, EN 45011</p> <p>Activities Testing, Certification</p> <p>Experience Reaction to Fire, Fire Resistance, Fire Suppression, Smoke Control, Active Fire Protection</p>

Denmark

DBI	
Jernholmen 12 Hvidovre DK-2650 Phone: + 45 36 34 90 00 Fax: + 45 36 34 90 03 Contact: Dan Bluhme Email: db@dbi-net.dk Website: www.dbi-net.dk	 <p>Accreditations ISO 17025, EN 45011</p> <p>Activities Testing, Inspection, Certification</p> <p>Experience Reaction to Fire, Fire Resistance, Fire Detection, Fire Suppression, Active Fire Protection</p>

Estonia

TÜV Estonia Ltd	
Fire Laboratory Vana Narva mnt 24B Maardu Harjumaa 74114 Phone: + 372 637 9306 Fax: + 372 637 9601 Contact: Fred Haas Email: fhaas@tuev-nord.ee Website: www.tuev-nord.ee	 <p>Accreditations ISO 17025</p> <p>Activities Testing, Certification</p> <p>Experience Reaction to Fire, Fire Resistance</p>

Finland

VTT Expert Services Ltd

PO BOX 1001
Espoo
Fin 02044 VTT
Phone: + 358 20 722 111
Fax: + 358 20 722 4815
Contact: Tiina Ala-Outinen
Email: Tiina.Ala-Outinen@vtt.fi
Website: www.vtt.fi

Accreditations

ISO 17025, EN 45011

Activities

Testing, Inspection, Certification

Experience

Reaction to Fire, Fire Resistance, Active Fire Protection

France

CERIB

BP 30059
EPERNON CEDEX
28231
Phone: +33 (0)2 37 18 48 00
Fax: +33 (0)2 37 83 62 09
Contact: ROBERT
Email: f.robert@cerib.com
Website: http://www.cerib.com

Accreditations

ISO 17025

Activities

Testing

Experience

Fire Resistance

CSTB

84 Avenue Jean Jaurès
Champs Sur Marne B.P. 02
Marne-la-Vallee CEDEX 2
F-77447
Phone: + 33 1 64 68 84 12 (reaction) or 83 33
(resistance)
Fax: + 33 1 64 68 84 79 (react.) or 83 35 (resist.)
Contact: Christophe Lemerle
Email: christophe.lemerle@cstb.fr
Website: dssf.cstb.fr

**Accreditations**

ISO 17025, EN 45011

Activities

Testing, Certification

Experience

Reaction to Fire, Fire Resistance, Fire Suppression, Smoke Control, Active Fire Protection

Efectis france (was CTICM)

Laboratory
Voie Romaine
Maizières-lès-Metz
F-57280
Phone: + 33 3 87 51 11 11
Fax: + 33 3 87 51 10 58
Contact: Pascal Coget
Email: pascal.coget@efectis.com
Website: www.efectis.com

**Accreditations**

ISO 17025, EN 45011

Activities

Testing, Inspection, Certification


Experience

Fire Resistance, Smoke Control

France

LNE	
<p>29 ave Roger Hennequin Trappes F-78197 Phone: + 33 1 3069 1073 Fax: + 33 1 3069 1234 Contact: Alain Sainrat Email: alain.sainrat@lne.fr Website: www.lne.fr</p>	<p>Accreditations ISO 17025, ISO 17020, EN 45011 Activities Testing Experience Reaction to Fire</p>

Germany

BAM	
<p>Federal Institute f. Materials Research a. Testing - Unter den Eichen 87 Berlin D-12205 Phone: +49 30 8104 1740 Fax: +49 30 8104 1747 Contact: Ulrich Krause Email: ulrich.krause@bam.de Website: www.bam.de</p>	 <p>Accreditations ISO 17025, ISO 17020, EN 45011 Activities Testing, Inspection, Certification Experience Reaction to Fire, Fire Resistance</p>

DIBt	
<p>Deutsches Institut für Bautechnik Kolonnenstrasse 30L Berlin D-10829 Phone: + 49 30 7 87 30 262 Fax: + 49 30 7 87 30 11262 Contact: Thomas Dreyer Email: tdr@dibt.de Website: www.dibt.de</p>	 <p>Experience Reaction to Fire, Fire Resistance, Smoke Control</p>

MFPA Leipzig	
<p>Hans-Wiegel Strasse 2B Leipzig D-04319 Phone: + 49 341 65 82 134 Fax: + 49 341 65 82 197 Contact: Mr I Kotthoff Email: kotthoff@mfpa-leipzig.de Website: www.mfpa-leipzig.de</p>	<p>Accreditations ISO 17025 Activities Testing Experience Reaction to Fire</p>

Germany

MPA Bau Hannover

Nienburger Strasse 3
 Hannover
 D-30167
 Phone: + 49 511 762 3104
 Fax: + 49 511 762 4001
 Contact: Bernd Restorff
 Email: b.restorff@mpa-bau.de

**Accreditations**

ISO 17025

Activities

Testing

Experience

Reaction to Fire

MPA Braunschweig

Beethovenstr. 52
 Braunschweig
 D-38106
 Phone: + 49 531 391 5407
 Fax: + 49 531 391 5900
 Contact: Dr.-Ing. Annette Rohling
 Email: a.rohling@ibmb.tu-bs.de
 Website: www.mpa.tu-bs.de

**Accreditations**

ISO 17025, ISO 17020, EN 45011

Activities

Testing, Inspection, Certification

Experience

Reaction to Fire, Fire Resistance, Smoke Control

MPA NRW

Auf den Thränen 2
 Erwitte
 D-59597
 Phone: + 49 2943 89712
 Fax: + 49 2943 89733
 Contact: Hendrik Rademacher
 Email: rademacher@mpanrw.de
 Website: www.mpanrw.de

**Accreditations**

ISO 17025

Activities

Testing, Inspection, Certification

Experience

Reaction to Fire, Fire Resistance, Smoke Control

MPA Stuttgart

Materialprüfungsanstalt Universität Stuttgart
 Pfaffenwaldring 4g
 Stuttgart
 D-70569
 Phone: + 49 711 685 62713
 Fax: + 49 711 685 66724
 Contact: Dr Stefan Lehner
 Email: stefan.lehner@mpa.uni-stuttgart.de
 Website: www.mpa.uni-stuttgart.de

**Accreditations**

ISO 17025, EN 45011

Activities

Testing, Inspection, Certification

Experience

Reaction to Fire, Fire Resistance

Germany

Prüfinstitut Hoch	
<p>Lerchenweg 1 Fladungen D-97650 Phone: +49 9778 7480 200 Fax: +49 9778 7480 209 Contact: Andreas Hoch Email: hoch.fladungen@t-online.de Website: www.brandverhalten.de</p>	 <p>Accreditations ISO 17025 Activities Testing Experience Reaction to Fire</p>

Hungary

EMI	
<p>NPC for Quality Control & Innovation in Building Dioszegi Ut 37 Budapest H - 1113 Phone: + 361 372 6144, + 361 372 6164 Fax: + 361 372 6128, + 361 372 6156 Contact: Tamás Bánky Email: tbanky@emi.hu Website: www.emi.hu</p>	<p>Accreditations ISO 17025, EN 45011 Activities Testing, Inspection, Certification Experience Reaction to Fire, Fire Resistance, Active Fire Protection</p>

Israel

SII - Associate member	
<p>42 Chaim Levanon St Tel Aviv 69977 Phone: 972 3 646 5154 Fax: 972 3 641 9683 Contact: Ricardo Gore Email: gore@sii.org.il Website: www.sii.org.il</p>	<p>Accreditations ISO 17025 Activities Testing, Inspection, Certification Experience Reaction to Fire, Fire Resistance, Fire Detection, Fire Suppression, Smoke Control, Active Fire Protection</p>

Italy

CSI

Gruppo IMQ
 Viale le Lombardia 20
 Bollate (Milan)
 I-20021
 Phone: + 39 238 33 02 14
 Fax: + 39 238 33 02 51
 Contact: paolo mele
 Email: paolomele@csi-spa.com
 Website: csi-spa.com

Accreditations

ISO 17025

Activities

Testing, Inspection, Certification

Experience

Reaction to Fire, Fire Resistance, Smoke Control,
 Active Fire Protection

Istituto Giordano

Polytechnic Research Centre
 Via Rossini 2
 Bellaria (Rn)
 I-47041
 Phone: +39 0541 343 030
 Fax: +39 0541 345 540
 Contact: Stefano Vasini
 Email: svasini@giordano.it

Accreditations

ISO 17025

Activities

Testing

Experience

Reaction to Fire, Fire Resistance

IVALSA-CNR

Sede Territoriale di S. Michele all'Adige Biasi,
 Via Biasi 75
 S.Michele All'adige (Trento)
 Trento
 I-38010
 Phone: + 39 0461 66 01 11
 Fax: +39 0461 65 00 45
 Contact: Dr G Bochicchio
 Email: bochicchio@ivalsa.cnr.it
 Website: www.ivalsa.cnr.it

Accreditations

ISO 17025

Activities

Testing

Experience

Reaction to Fire, Fire Resistance

LAPI

Laboratorio Prevenzione Incendi SpA
 Via Della Quercia 11
 Prato (FI)
 I-59100
 Phone: + 39 0574 57 53 20
 Fax: + 39 0574 57 53 23
 Contact: Massimo Borsini
 Email: lapi@laboratoriolapi.it
 Website: www.laboratoriolapi.it

**Accreditations**

ISO 17025, EN 45011

Activities

Testing, Inspection, Certification

Experience

Reaction to Fire, Fire Resistance

Italy

RINA Services S.p.A. - Laboratorio Prove	
<p>Calata Gadda Genova 16126 Phone: +39 010 5385377 Fax: +39 010 5351000 Contact: Massimo Dinale Email: massimo.dinale@rina.org Website: http://www.rina.org</p>	 <p>Accreditations ISO 17025, ISO 17020, EN 45011</p> <p>Activities Testing, Inspection, Certification</p> <p>Experience Reaction to Fire, Fire Resistance</p>

Latvia

MeKA	
<p>Dobeles iela 41 Jelgava LV 3001 Phone: 371 6301 0605 Fax: 371 6301 0609 Contact: E Buksans Email: edgars.buksans@e-koks.lv Website: www.e-koks.lv</p>	 <p>Accreditations ISO 17025</p> <p>Activities Testing</p> <p>Experience Reaction to Fire</p>

Lithuania

Fire Research Centre	
<p>Svitrigailos str. 18, 03223 Vilnius (address 1) Valciunai village, 13221 Vilnius distr. (address2) Vilnius Phone: + 370 5 2491 312 Fax: + 370 5 2339 878 Contact: Dr. Donatas Lipinskas Email: d.lipinskas@vpgt.lt Website: www.gtcentras.lt</p>	 <p>Accreditations ISO 17025, EN 45011</p> <p>Activities Testing, Certification</p> <p>Experience Reaction to Fire, Fire Resistance</p>

Netherlands

BDA

Avelingen West 33
 Postbus 389
 Gorinchem
 NL-4200 AJ
 Phone: 31 183 669 690
 Fax: 31 183 630630
 Contact: Albert Hameete
 Email: a.hameete@bda.nl
 Website: www.bda.nl

**Accreditations**

ISO 17025

Activities

Testing

Experience

Reaction to Fire, Fire Resistance

Efectis Nederland (was TNO)

Lange Kleiweg 5
 P.O. Box 1090
 Rijswijk
 Street address: NL-2288 GH, P.O. Box: NL-2280
 CB
 Phone: + 31 88 3473 723
 Fax: + 31 88 3473 724
 Contact: Gert van den Berg
 Email: gert.vandenbergt@defectis.com
 Website: www.effectis.nl

**Accreditations**

ISO 17025

Activities

Testing, Inspection

Experience

Reaction to Fire, Fire Resistance, Fire Detection, Fire Suppression, Smoke Control, Active Fire Protection

Peutz

Lindenlaan 41, Molenhoek
 P.O. Box 66
 Mook
 NL-6585 ZH
 Phone: +31 24 357 07 07
 Fax: +31 24 358 51 50
 Contact: Jacques Mertens
 Email: j.mertens@mook.peutz.nl
 Website: www.peutz.nl

**Accreditations**

ISO 17025

Activities

Testing

Experience

Fire Resistance, Fire Detection, Fire Suppression, Smoke Control

Norway

SINTEF NBL

Tiller Bru
 Trondheim
 N-7465
 Phone: + 47 73 59 10 78
 Fax: + 47 73 59 10 44
 Contact: Atle William HESKESTAD
 Email: awh@nbl.sintef.no
 Website: nbl.sintef.no

Accreditations

ISO 17025, ISO 17020, EN 45011

Activities

Testing, Inspection, Certification

Experience

Reaction to Fire, Fire Resistance, Fire Suppression, Active Fire Protection

Poland

ITB	
Fire Testing Laboratory Ksawerow 21 Warsaw 02 - 656 Phone: + 48 22 853 34 27 Fax: + 48 22 847 23 11 Contact: Andrzej Borowy Email: a.borowy@itb.pl Website: www.itb.pl	Accreditations ISO 17025, EN 45011 Activities Testing, Certification Experience Reaction to Fire, Fire Resistance, Fire Detection, Fire Suppression, Smoke Control, Active Fire Protection

Portugal

LNEC	
Avenida Do Brasil 101 Lisboa P-1700 - 066 Phone: + 351 21 844 32 78 Fax: + 351 21 844 30 27 Contact: Mr C Pina Santos Email: pina.santos@lnec.pt Website: www.lnec.pt	Accreditations ISO 17025 Activities Testing Experience Reaction to Fire

Russian Federation

VNIPO	
All Russian Institute for Fire Protection VNIPO 12 Balashikha Moscow Region 143900 Phone: + 7 495 521 8938 Fax: + 7 495 529 8561 Contact: Vladimar Yashin Email: info@pojtest.ru Website: www.pojtest.ru	Accreditations ISO 17025, EN 45011 Activities Testing, Certification Experience Reaction to Fire, Fire Resistance, Smoke Control

Slovakia

FIRES	
Osloboditel'ov 282 Batizovce SK - 059 35 Phone: + 421 52 775 22 98 Fax: + 421 52 788 14 12 Contact: Stefan Rastocky Email: rastocky@fires.sk Website: www.fires.sk	Accreditations ISO 17025, ISO 17020, EN 45011 Activities Testing, Inspection, Certification Experience Reaction to Fire, Fire Resistance, Smoke Control

Slovenia

ZAG

Fire Laboratory
Dimiceva 12
Ljubljana
SL 1000
Phone: + 386 1 51 30 470
Fax: + 386 1 51 30 477
Contact: Milan Hajdukovic
Email: milan.hajdukovic@zag.si
Website: www.zag.si



Accreditations
ISO 17025, EN 45011
Activities
Testing, Certification
Experience
Reaction to Fire, Fire Resistance

Spain

AFITI - Madrid

Centro de Ensayos e Investigacion del Fuego
Camino del Estrechilo, 8
Arganda del Rey
Madrid
E - 28500
Phone: + 34 902 112 942
Fax: + 34 901 706 587
Contact: Mr. Tomas de la Rosa
Email: documentacion@afiti.com
Website: www.afiti.com



Accreditations
ISO 17025
Activities
Testing, Inspection, Certification
Experience
Reaction to Fire, Fire Resistance, Smoke Control,
Active Fire Protection

AFITI - Toledo

Sede Central & Laboratories
C/ Rio Estenilla s/n - Pol. Ind. Sta M^a de
Benquer
Toledo
E - 45007
Phone: +34 902 112 942
Fax: +34 901 706 587
Contact: Mr. Tomás de la Rosa
Email: documentacion@afiti.com
Website: www.afiti.com



Accreditations
ISO 17025
Activities
Testing, Inspection, Certification
Experience
Reaction to Fire, Fire Resistance, Smoke Control,
Active Fire Protection

AITEX

Plaza Emilio Sala, 1
Alcoi
03801
Phone: +34 96 554 22 00
Fax: +34 96 554 34 94
Contact: Jordi Ferri
Email: jferri@aitex.es
Website: www.aitex.es



Accreditations
ISO 17025
Activities
Testing
Experience
Reaction to Fire

Spain

Applus - LGAI	
<p>Campus UAB Apt. Correos 18 Bellaterra (Barcelona) Barcelona E - 08193 Phone: + 34 93 567 20 00 Fax: + 34 93 567 20 01 Contact: Jordi Mirabent Email: jordi.mirabent@applus.com Website: www.appluscorp.com</p>	 <p>Accreditations ISO 17025, ISO 17020, EN 45011 Activities Testing, Inspection, Certification Experience Reaction to Fire, Fire Resistance, Fire Detection</p>
CTF AIDICO AIDIMA	
<p>Avda. Benjamin Franklin, 17 Parque Tecnológico de Valencia Paterna Valencia E - 46980 Phone: +34 961 318 278 Fax: +34 961 318 033 Contact: Vicente Moliner Email: vicente.moliner@aidico.es Website: www.ctfuego.es</p>	 <p>Accreditations ISO 17025 Activities Testing Experience Reaction to Fire, Fire Resistance</p>
Gaiker	
<p>Parque Tecnológico de Bizkaia Edificio 202 48170 Zamudio Bizkaia 48170 Phone: 34 94 600 23 23 Fax: 34 94 600 23 24 Contact: J Ballestero Email: ballestero@gaiker.es Website: www.gaiker.es</p>	<p>Accreditations ISO 17025 Activities Testing Experience Reaction to Fire</p>
LEITAT	
<p>Passeig 22 de Jaillol 218 08221 Terrassa Barcelona Spain 08221 Phone: + 34 93 7882300 Fax: + 34 93 7891906 Contact: Gemma Ferrer Email: gferrer@leitat.org Website: www.leitat.org</p>	 <p>Accreditations ISO 17025 Activities Testing Experience Reaction to Fire</p>

Spain

TECNALIA

Barrio Lasao
 Area Anardi 5
 Azpeitia
 Gipuzkoa
 20730
 Phone: 34 943 81 68 00
 Fax: 34 943 81 60 74
 Contact: Izaskun Martinez
 Email: Izaskun.martinez@tecnalia.com
 Website: www.tecnalia.com

**Accreditations**

ISO 17025

Activities

Testing

Experience

Reaction to Fire, Fire Resistance

Sweden

SP - Dept. of Fire Technology

Dept. of Fire Technology
 P.O. Box 857
 Borås
 SE-501 15
 Phone: + 46 105 16 50 00
 Fax: + 46 33 41 77 59
 Contact: Björn Sundström
 Email: bjorn.sundstrom@sp.se
 Website: www.sp.se/fire/

**Accreditations**

ISO 17025, ISO 17020, EN 45011

Activities

Testing, Inspection, Certification

Experience

Reaction to Fire, Fire Resistance, Fire Suppression, Smoke Control, Active Fire Protection

Switzerland

EMPA

Überlandstrasse, 129
 Dübendorf
 CH-8600
 Phone: + 41 44 823 55 11
 Fax: + 41 44 823 41 54
 Contact: Erich Hugi
 Email: erich.hugi@empa.ch
 Website: www.empa.ch

**Accreditations**

ISO 17025

Activities

Testing

Experience

Fire Resistance

Switzerland

Swissi Process Safety GmbH	
Schwarzwaldallee 215 WRO-1055.5.24 Basel CH-4002 Phone: + 41 61 696 1968 Fax: + 41 61 696 7072 Contact: Christian Kubainsky Email: christian.kubainsky@swissi.ch Website: www.swissi.ch	Accreditations ISO 17025 Activities Testing Experience Reaction to Fire

UAE

TBWIC - Associate member	
PO Box 26385 Al Awir Industrial Area 333 2692 Dubai Phone: 971 4 333 2692 Fax: 971 4 333 2693 Contact: Joy Gomez Email: joy.gomez@bell-wright.com Website: www.bell-wright.com	Accreditations ISO 17025 Activities Testing Experience Fire Resistance

UK

BRE Global Ltd	
Bucknalls Lane, Garston Watford Herts. WD25 9XX Phone: +44 (0) 1923 66 40 00 Fax: +44 (0) 1923 66 49 10 Contact: Dr Debbie Smith Email: smithda@bre.co.uk Website: www.bre.co.uk	Accreditations ISO 17025, ISO 17020, EN 45011 Activities Testing Experience Reaction to Fire, Fire Resistance

Chiltern International Fire	
Chiltern House, Stocking Lane Hughenden Valley High Wycombe Bucks. HP14 4ND Phone: + 44 (0)1494 569 800 Fax: + 44 (0)1494 564 895 Contact: Jon Osborn Email: josborn@chilternfire.co.uk Website: www.chilternfire.co.uk	Accreditations ISO 17025, EN 45011 Activities Testing, Certification Experience Reaction to Fire, Fire Resistance, Fire Suppression

UK

Exova Warringtonfire

Holmesfield Road
Warrington
Cheshire
WA1 2DS
Phone: + 44 (0)1925 655 116
Fax: + 44 (0)1925 655 419
Contact: Niall Rowan
Email: niall.rowan@exova.com
Website: www.warringtonfire.net

**Accreditations**

ISO 17025, ISO 17020, EN 45011

Activities

Testing, Inspection, Certification

Experience

Reaction to Fire, Fire Resistance, Fire Suppression

FM Approvals UK

1 Windsor Dials
Windsor
Berkshire
SL4 1RS
Phone: 44 1753 750472
Fax: 44 1753 868700
Contact: Richard Zammitt
Email: richard.zammitt@fmapprovals.com
Website: www.fmapprovals.com

**Accreditations**

EN 45011

Activities

Certification

Experience

Reaction to Fire, Fire Suppression, Smoke Control, Active Fire Protection

USA

FM Approvals USA - Associate member

FM Global Research Campus
743 Reynolds Road
West Gloucester
Rhode Island
RI 02814
Phone: 1 401 567 5919
Fax: 1 401 568 6241
Contact: Jill Norcott
Email: jill.norcott@fmapprovals.com
Website: www.fmapprovals.com

**Accreditations**

ISO 17025

Activities

Testing

Experience

Reaction to Fire, Fire Detection, Fire Suppression, Smoke Control, Active Fire Protection