



mapic[®]
digital



LeisurUp™

USER GUIDE – MAPIC Digital Platform

ACCESS & LOGIN

Activation email



Official Networking Solution
MAPIC DIGITAL

Hello Arnaud!

Start using the MAPIC DIGITAL App today to plan your visit and make valuable contacts. Our smart networking platform will act as your personal assistant and find you relevant connections. [Start networking now](#)

Start Networking Now

Handpicked recommendations for you
at MAPIC DIGITAL



Enter your password to continue.

Password

Login

Forgot or don't know your password?

Email me a password reset link

Starting with November 2nd, MAPIC Digital platform will open and you will receive an welcome email. The link to the platform is also available on mapic.com.

Activate your account or reset your password on the Login Page.

Onboarding on the platform

<https://matchmaking.grip.events/mapicdigital/event-login>



Enter the email address you provided when you registered for MAPIC DIGITAL.

Email

Login



Enter your password to continue.

Password

••••••••

Login



Forgot or don't know your password?

Email me a password reset link

Login page

Start completing your profile



Import your profile information from social media

Connect with social media to automatically populate your user profile! Please note, you can only import your profile now. This feature is not available once we've created your profile.

 [Connect with Facebook](#)

Next >



Data Consent for Intelligent Matchmaking

Our smart event matchmaking solution provider, Grip uses the information received from you, from social accounts you authorize us to access, from the event organizer, and from your use of the app. Grip uses it to intelligently recommend other users of the service and to provide you with a personalized experience. If you consent to stats and analysis about use, we will also aggregate data about your use with other's usage data - this will not identify you individually. Please check Grip's Privacy Policy

< Back

Start Networking >

TEAMS



What is Teams ?

Do More Business. Together.

Grip Teams is the better way for teams to:

- Invite colleagues to join the networking.
- Manage all of your team's meetings in one place.
- Create and schedule meetings on behalf of colleagues.

Get Started with Teams

Create Your Team



To get started with Teams, please choose a team name. You can then invite members to your team and start managing your networking experience efficiently!

Team Name:

Reed Midem - RELX Group

Create Your Team

Already a Grip Teams user?

[Go to Login](#)

Teams is available for all those having subscribed for a corporate visibility offer including a Virtual Exhibitor Page. You can manage and oversee the activity of your company and representatives on the platform and get leads reports.

You'll access from first connection, as an onboarding step. **A first representative need to start Teams feature, then he will automatically add all others representatives.**

Settings

The screenshot displays the MAPIC DIGITAL interface. At the top, there is a search bar and navigation icons for Home, Notifications, Profile, and Teams (highlighted with a red box). Below the navigation bar, the left sidebar contains a 'HOME' section with 'Meetings' (highlighted with a red box) and 'Inbound Leads', 'Company Chat', and 'Contacts'. The 'SETTINGS' section includes 'Team Members', 'Company Profile', 'Products', 'Account', and 'Export'. The 'FILTER BY' section shows status filters: Scheduled, Pending, Awaiting response, and Declined. The 'TEAM MEMBERS' section lists 'Arnaud DAMIEN' and 'Cristina Stoica' (highlighted with a red box). The main content area shows a 'Meetings' calendar for Tuesday, November 17, with a 'Create Meeting' button. The calendar grid shows time slots from 08:00 to 11:30. A red arrow points from the 'Meetings' menu item to the calendar.

Search for people, products or other items

Home Notifications Profile Teams en

HOME

Meetings

Inbound Leads

Company Chat

Contacts

SETTINGS

Team Members

Company Profile

Products

Account

Export

FILTER BY

STATUS

☐ Scheduled 0

☐ Pending 0

☐ Awaiting response 0

☐ Declined 0

TEAM MEMBERS

☐ Arnaud DAMIEN 0

☐ Cristina Stoica 0

Meetings Calendar Create Meeting +

Tuesday November 17

08:00

08:30

09:00

09:30

10:00

10:30

11:00

11:30

After accessing Teams you will be able to do the following settings.

- **Team Members** : This is where you add all your representatives to your team.
- **Company Profile**: This is where you set up your Virtual Exhibitor page . See details later.
- **Products**: This is where you set up “products” (sales presentations, videos, mock ups etc.) to be linked to your Virtual Exhibitor page. See details later.
- **Export** : You can generate a CSV file with the details of your contacts from MAPIC DIGITAL. Contacts are all meetings and connections on the event platform.

Features

mapic digital

Search for people, products or other items

Home Notifications Profile Teams en

HOME

- Meetings
- Inbound Leads
- Company Chat
- Contacts

SETTINGS

- Team Members
- Company Profile
- Products
- Account
- Export

FILTER BY

STATUS

- ☐ Scheduled 0
- ☐ Pending 0
- ☐ Awaiting response 0
- ☐ Declined 0

TEAM MEMBERS

- ☐ Arnaud DAMIEN 0
- ☐ Cristina Stoica 0

Meetings Calendar Create Meeting +

Tuesday November 17

08:00	
08:30	
09:00	
09:30	
10:00	
10:30	
11:00	
11:30	

Manage your company activity on the digital platform.

- **Meetings** : See here an overview of the meetings of your team members.
- **Inbound Leads** : See profiles of people that have shown interest, connected or interacted with you, your team members and/or company profile.
- **Company chat** : Event attendees can send messages directly to your Company through its profile page. Any team member can reply to these messages as the Company.
- **Contacts** : The Contacts section features profiles of people that have connected or scheduled a meeting with any of the team members.

MANAGE YOUR PROFILE

Complete your profile

Search for people, products or other items

Home Notifications Profile

NAVIGATION

- Edit Profile
- Manage My Availability
- Change Email
- Change Password
- Manage Notifications

MORE

- About this Solution
- User Feedback
- Privacy Policy
- Acceptable Use

Edit Profile

View profile

Save

First name
Cristina

Last name
Stoica

Headline
Brand Manager

[Most Recent] Job Title
Brand Manager

[Most Recent] Company
Reed Midem

Visitors

Connections

No connections yet

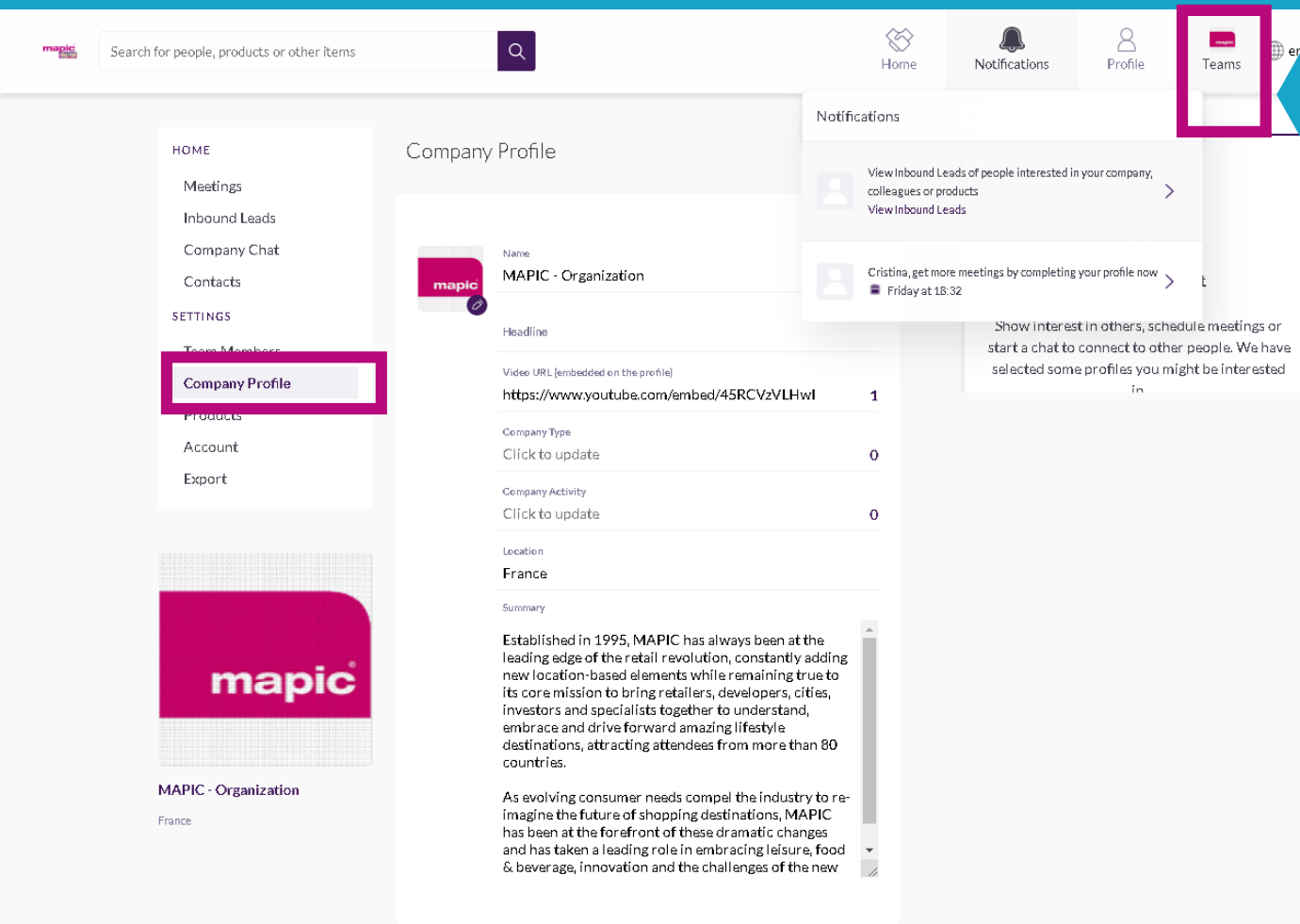
Show interest in other profiles
start a chat to connect
selected some profiles

See Recommendations

Gain visibility!

It is important to complete as many fields as possible when you first log in. Use free text fields or pre-set options to allow other users to find you and help the algorithm recommend your profile to the right partners.

Complete your Virtual Exhibitor Page



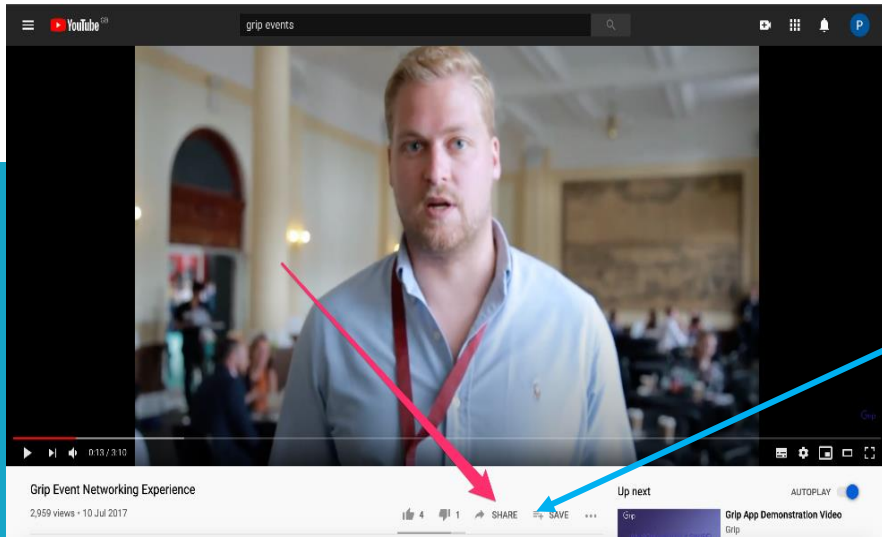
1/ Click on “Teams” in the top right-hand corner

2/ Click on “Company Profile” and start editing :

- Logo : Format .png / .jpg 200x200 pixels, square format.
- Embedded video: Only 1 possible. Add a Youtube or Vimeo URL (can be public or unlisted to be viewed by users, not private). **See instructions on how to embed a video on the next slide.**
- Summary: up 2,000 characters but we recommend no more than 150 - 200 characters to keep it short and concise.

You will see other info in the details section such as company type, website URL etc. no specific technical requirements on those part, some information will also be coming from your registration

Embedded video instructions




1

click on the Share button

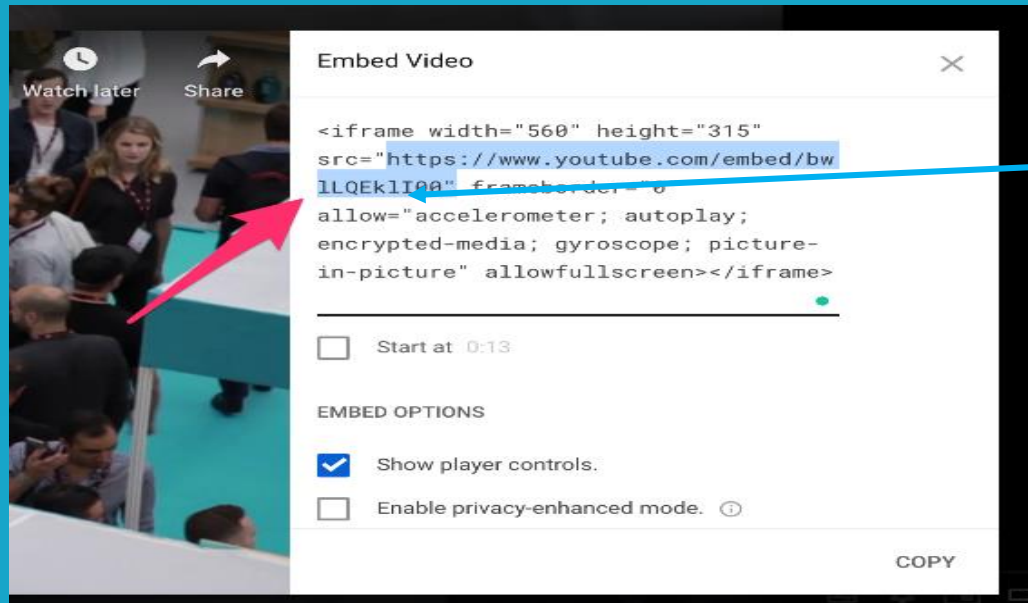
2

Click Embed on the window that will show up



Copy the highlighted part of the code (the link between quotation marks):

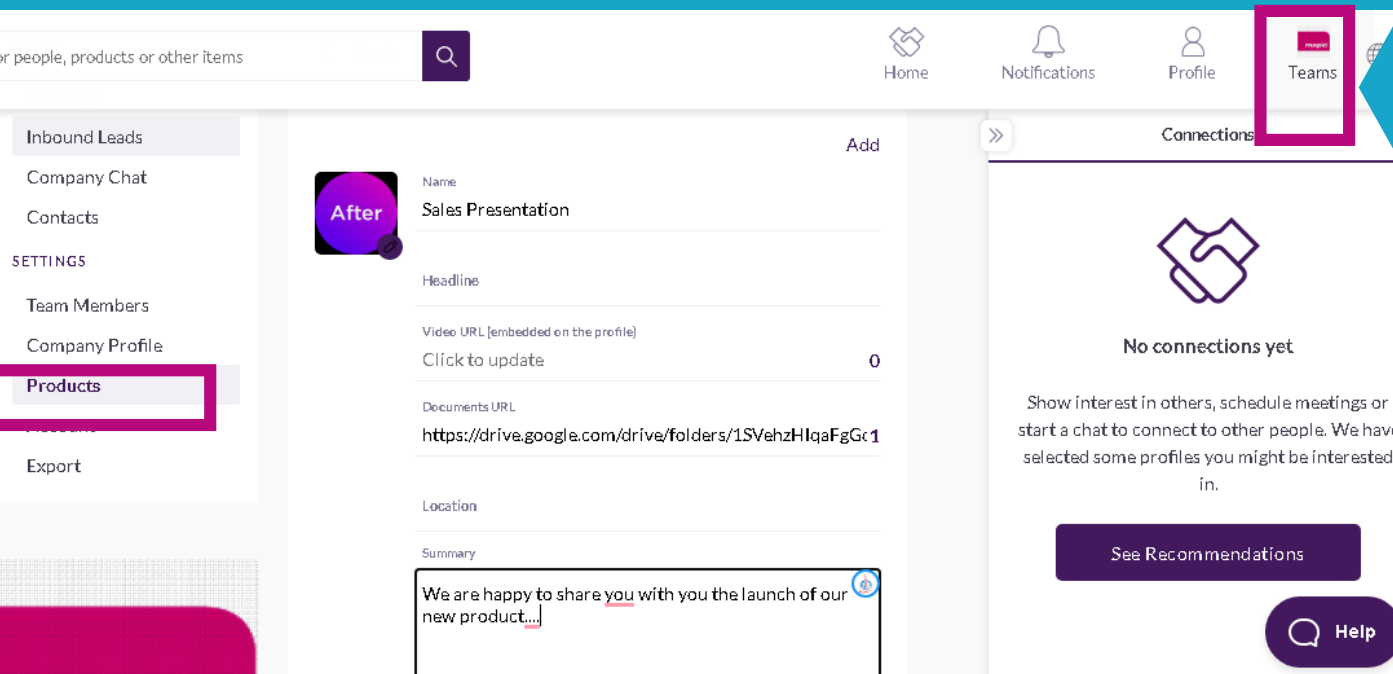
3



4

Paste the link in your profile
Note that to embed the video it must be either Public or Unlisted
- Private videos cannot be embedded.

How to add products to your Virtual Exhibitor Page



You are able to add a range of additional sales presentations, videos, mock ups or any other working tool you might want to share with your prospects (up to 20).

1/ Click on “Teams” in the top right-hand corner

2/ Click on “Products” and start editing :

Photo: Add a picture to highlight the working tool

Name : Enter the name of your document

Document Url : The link through your document. **You need to previously host it at your end.**

Summary : Enter here any additional infos.

You will see other info in the details section such as company type, website URL etc. no specific technical requirements on those part, some information will also be coming from your registration.

A complete Virtual Exhibitor Page

Products are highlighted here

BBC Studios

Company

Home to the very best of British creativity

Interested

Skip

Message BBC Studios

BBC Studios Writers' Academy 2020 | BBC Studios

Watch later

Share

BBC STUDIOS

WRITERS' ACADEMY

Details

Company Type

Production Distribution

Website

<https://www.bbcstudios.com>

Program Genre


Comedy and Drama

Summary

Working with the best British writers, directors and programme-makers, we champion British creativity, crafting over 2500 hours of content every year through seven production bases in the UK and production bases and partnerships in a further nine countries around the world. And that's not all. We're a committed partner to the UK's thriving independent production community, as well as other broadcasters and digital platforms, delivering content that showcases the best of British talent, stamped with the hallmark of quality.

With over half a century's experience of making bold, British, creative content loved by audiences the world over, is it any wonder we have a reputation for leading the way in innovative storytelling and production techniques? In fact, our teams continually set the standard and raise the creative bar for programme-makers everywhere. But don't just take our word for it. BBC Studios is the most-awarded British production company in the UK today with 79 awards and over 300 nominations in the past year.

Representatives




Colin Firth

Academy Award winning Actor

Interested

Skip




Keira Knightley

Leading British Actress

Interested


Skip

Productions




Good Omens

Averting Armageddon in this adaptation of Terry Pratchett and Neil Gaiman's fantasy classic



Seven Worlds One Planet

The story of Earth's spectacular continents



War and Peace

The ambitious and highly acclaimed adaptation of Tolstoy's classic novel.

Manage your availability

My Availability

Select the times you are not available for meetings at the event. This will affect your availability both in the matchmaking platform as well as the Smart Calendar.

Tuesday
November 17

Wednesday
November 18

Thursday
November 19

Mark whole day as **Busy**

Mark whole day as **Busy**

Mark whole day as **Busy**

08:00	Available	Available	Available
08:30	Available	Available	Available
09:00	Available	Available	Available

Save

Update your agenda!

Make sure you are all available for the future meetings: check if the **time zone is already set-up**, update your slots if you are not free all day long.

NETWORKING & MATCHMAKING

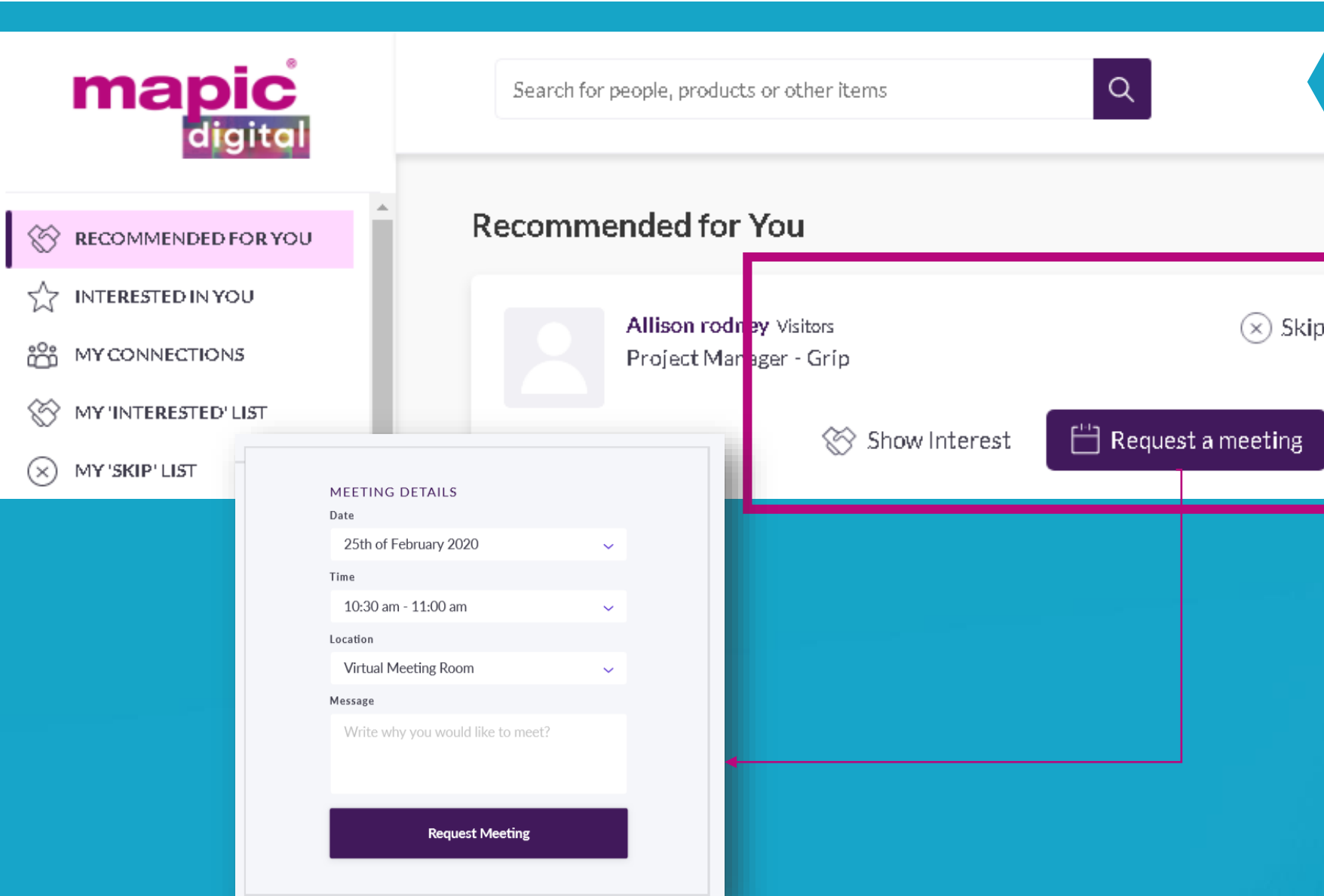


Your recommendations

The screenshot displays the mapic digital website interface. At the top, there is a search bar with the placeholder text 'Search for people, products or other items' and a magnifying glass icon. To the right of the search bar are navigation links: 'Home', 'Notifications', 'Profile', and a language selector set to 'en'. Below the search bar, a sidebar on the left contains a list of navigation options: 'RECOMMENDED FOR YOU' (highlighted with a pink box), 'INTERESTED IN YOU', 'MY CONNECTIONS', 'MY 'INTERESTED' LIST', 'MY 'SKIP' LIST', 'MY SCHEDULE', 'EVENT AGENDA', 'PARTICIPANTS', 'EXHIBITORS', 'RETAILERS ET LEISURE OPERATORS', 'SPEAKERS', 'CORPORATE PAGES', 'SUPPORTING PARTNERS', 'CUSTOMER HELPDESK', 'CONTENT LIBRARY', and 'RETAILER'S GUIDE'. The main content area is titled 'Recommended for You' and features two profile cards. The first card is for Allison rodney, a Visitor and Project Manager at Grip, with options to 'Show Interest' and 'Request a meeting'. The second card is for Arnaud DAMIEN, an Exhibitor Representative, also with 'Show Interest' and 'Request a meeting' options. A 'Skip' button is present for each profile. The right sidebar shows a 'Connections' section with a magnifying glass icon.

Once logged in and your profile updated, you'll get **contact recommendations**. The more your profile is completed and the more you browse participants, the more recommendations will be refined. "Skip" or "Show interest" when browsing participants. If someone is also interested in you, chat with them and grow your networking.

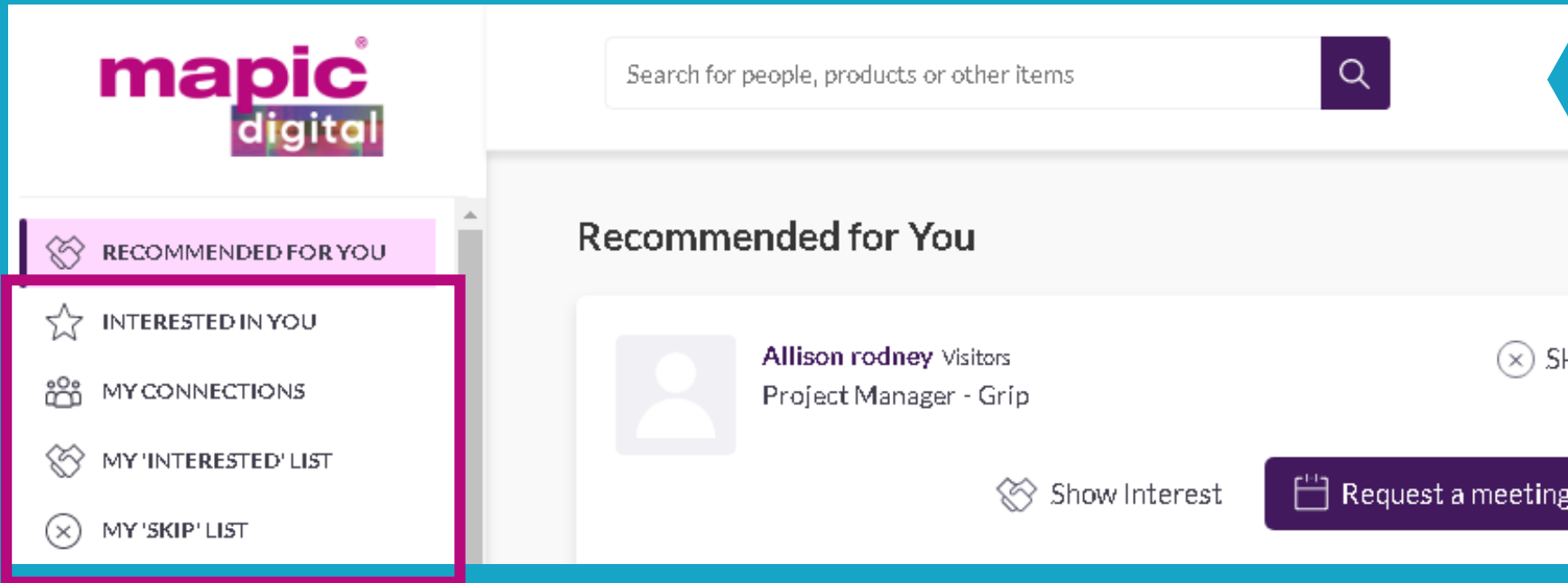
Your options to network



- ☐ **Skip** all profiles you have no interest to network with
- ☐ **Show interest** in those profiles you would like to network with
- ☐ **Request a meeting** to a participant you might want to meet

You can access to a Chat only with your Connections, then to the Virtual Meetings.

Your networking lists



☐ Interested in you

Find here all participants having shown interest in your profile.

☐ My connections

A connection is made only when interest is mutual.

☐ My "Interested" list

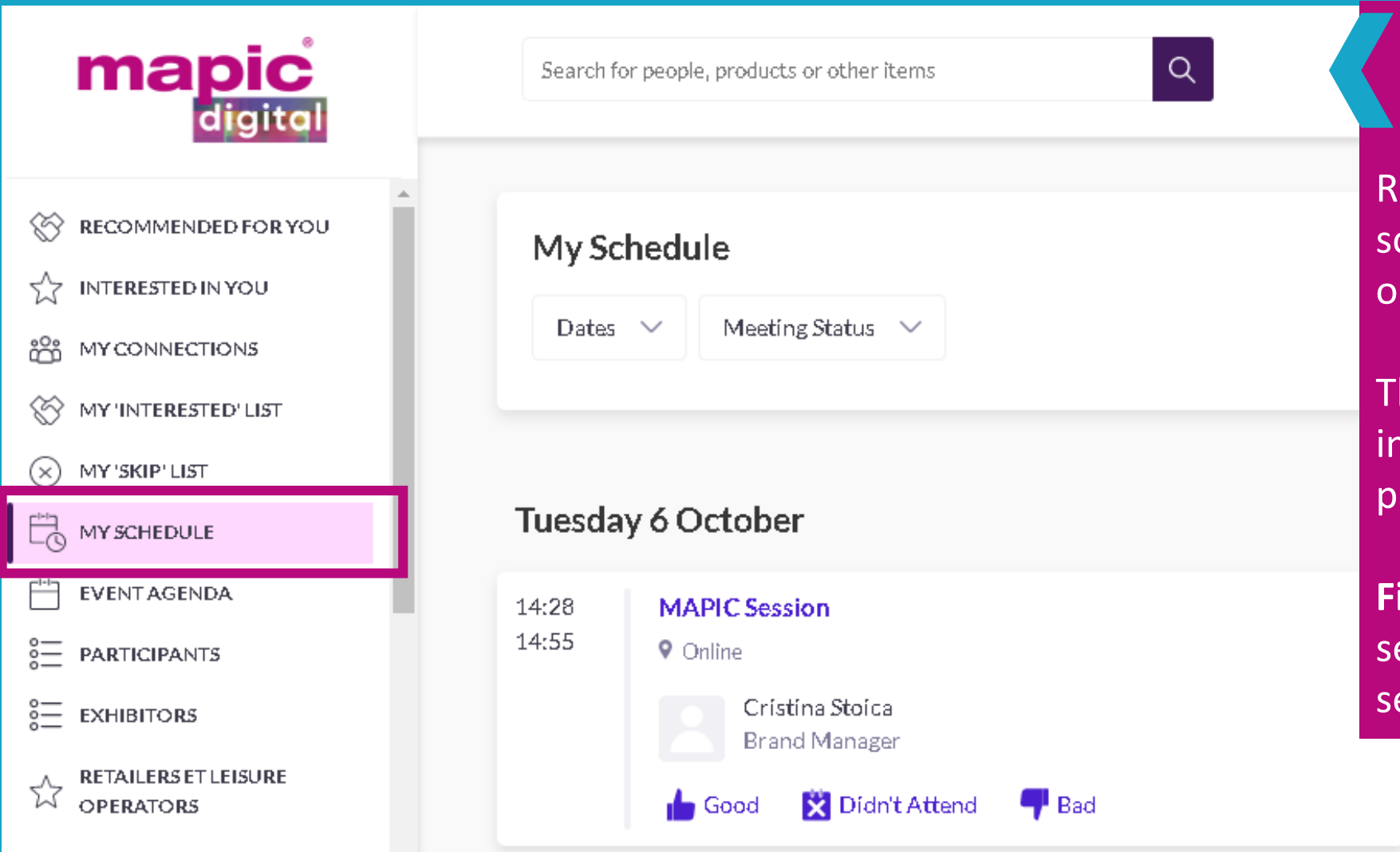
All participants you've shown interest in their profiles.

☐ My "Skip" list

Skipping participants is anonymous.

You can browse again this list at any time and show interest.

Your schedule



mapic[®]
digital

RECOMMENDED FOR YOU

INTERESTED IN YOU

MY CONNECTIONS

MY 'INTERESTED' LIST

MY 'SKIP' LIST

MY SCHEDULE

EVENT AGENDA

PARTICIPANTS

EXHIBITORS

RETAILERS ET LEISURE OPERATORS

Search for people, products or other items

My Schedule

Dates Meeting Status

Tuesday 6 October

14:28
14:55

MAPIC Session

Online

Cristina Stoica
Brand Manager

Good Didn't Attend Bad

Retrieve **all meetings** in 'My schedule' section to monitor and organize your agenda.

The **conference sessions** you are interested in participating will also be part of this section.

Filter on dates and meeting status to see your upcoming meeting and sessions.

4 Steps to get a calendar full of meetings

REQUEST

Get recommendations, search and scroll through lists to request meetings for a time and date that works for you

ACCEPT

Receive incoming meeting requests via notifications or in your email and accept them to have them synced to your personal calendar

JOIN

Virtual Meetings can be joined 5 minutes before the scheduled start time. You can join the meeting from your confirmation email or the platform by clicking:



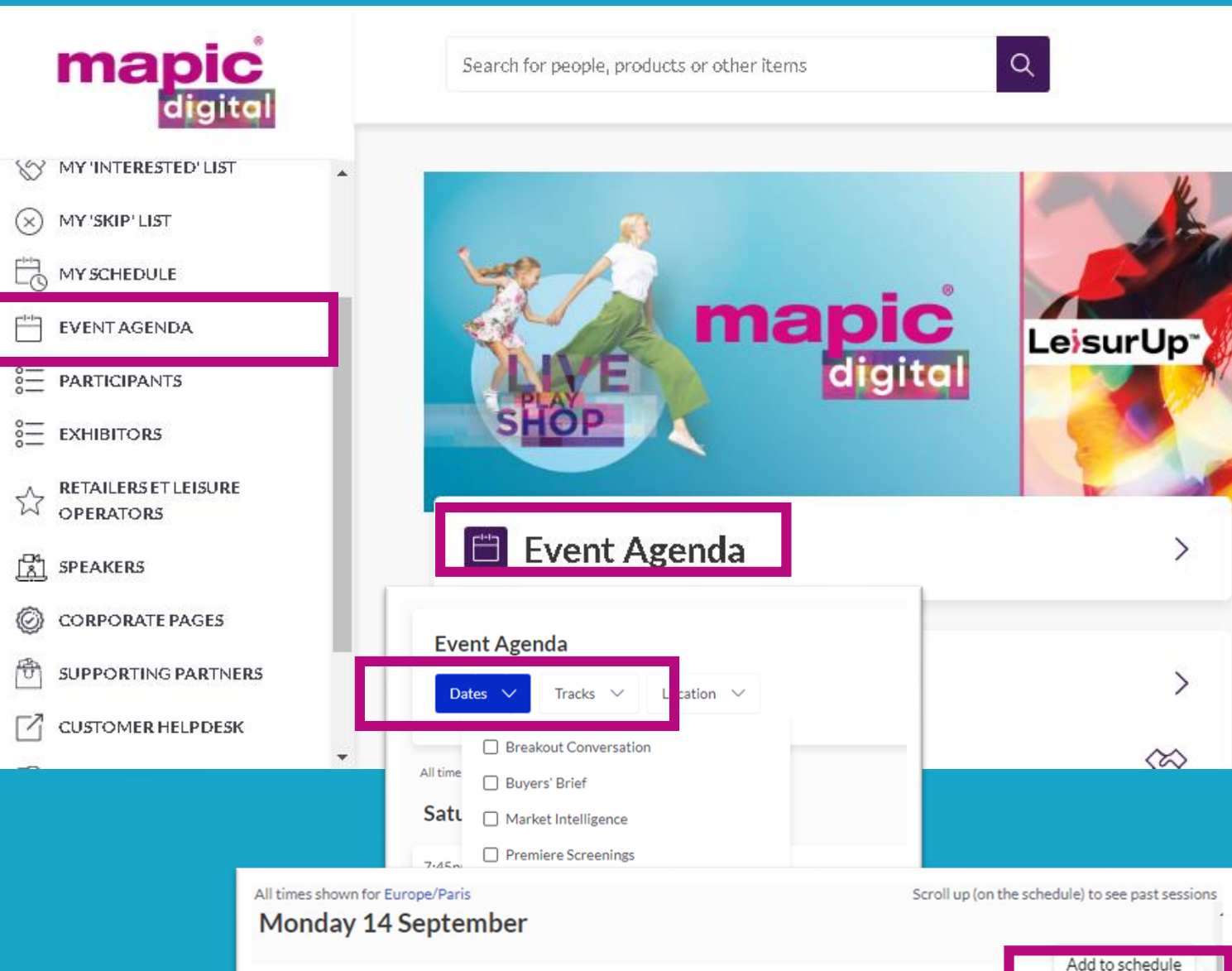
Open Virtual Meeting Room

RATE

Give anonymous feedback on your meeting with “Good”, “Bad” or “Didn’t Happen” and give a reason for your rating to qualify your post-event follow-ups

CONFERENCE PROGRAMME

Discover our Conferences



You find our Conference sessions within **“Event Agenda”** section.

Browse the programme using key filters to search by **dates** and **tracks**.

Each session will display the speakers related to it and description of the topic.

Don't forget to add the sessions to your agenda! You'll then find in « my schedule ».

Attend a session

Tuesday 5 May

14:00
15:00

Thinkers and Leaders : embracing the change

Podcast · Social & societal challenges

Watch Recording



Courtney FINGAR
Editor-in-Chief, FDI, NS
Media Group



Hala EL AKL
Director - PLP
Architecture



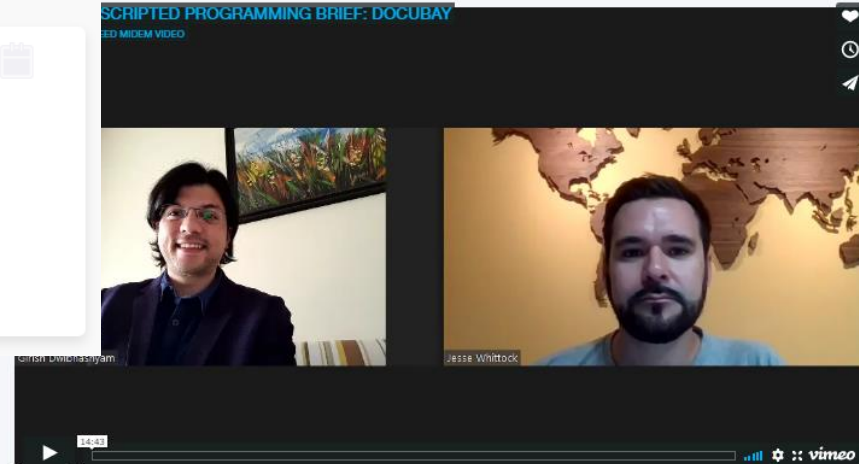
Good



Didn't Attend



Bad



La vidéo ne fonctionne pas ? Essayez d'ouvrir la diffusion dans un nouvel onglet.

Comment évalueriez-vous cet événement "[nom_session]"?



Bien



N'a pas eu lieu



Mauvais



Add the session to your schedule below to watch the live stream.

Add to schedule

SCRIPTED PROGRAMMING BRIEF: DOCUBAY

Production Funding Forum

On Demand

Regarder l'enregistrement

2020 • 09:30 - 09:45 (Europe/Paris)

Retirer de l'agenda

Content and marketplace trends is essential when pitching your business to global companies. World-leading broadcasters and streamers share their unscripted production and commissioning strategies in a series of fast-paced interviews.

VIBHASHYAM
Content Strategy & Business Head - DOCUBAY

Intéressé

Ignorer

From the “Event Agenda” click on the conference session you would like to watch.

To access the session, just click on “Add to Schedule”, you will then be able to view the session if it is live or recorded.

If the session is upcoming, it will be added in your calendar and you will be reminded by a notification when it starts.

CONTENT LIBRARY

Find a content

The screenshot displays the mapic digital website interface. On the left is a vertical navigation menu with icons and labels: EVENT AGENDA, PARTICIPANTS, EXHIBITORS, RETAILERS ET LEISURE OPERATORS, SPEAKERS, CORPORATE PAGES, SUPPORTING PARTNERS, CUSTOMER HELPDESK, CONTENT LIBRARY (highlighted with a red box), RETAILER'S GUIDE, and PARTICIPANT DIRECTORY. The main content area features a search bar at the top with the placeholder text "Search for people, products or other items" and a magnifying glass icon. Below the search bar is the "Content Library" section, which includes filter buttons for "Theme", "Status", and "Content Type Provided", all enclosed in a red rectangular box. A "Clear F" button is visible to the right of these filters. Below the filters, two content cards are displayed. The first card has a thumbnail image of a futuristic city and is titled "Report - The tech 25: Retailing in smart cities", with a subtitle "This summer fDi and TNW outlined their Tech Cities of the Future for". The second card has a thumbnail image of a woman holding a drink and is titled "Report- Food & beverage trends Covid19 world", with a subtitle "The previously booming food beverage sector has been hard h".

Browse our content library and get the latest :












- ✓ Whitepapers
- ✓ Digital Magazines from partners
- ✓ Preview Magazine
- ✓ Xerfi Reports
- ✓ On Demand videos & podcasts
- ✓ Retailers' Guide & Retail Real Estate Project Directory

Filter by "Type" and "Theme".

DISCOVER MORE SECTIONS

What are these sections are for ?



-  EVENT AGENDA
-  PARTICIPANTS
-  EXHIBITORS
-  RETAILERS ET LEISURE OPERATORS
-  SPEAKERS
-  CORPORATE PAGES
-  SUPPORTING PARTNERS
-  CUSTOMER HELPDESK
-  CONTENT LIBRARY
-  RETAILER'S GUIDE
-  PARTICIPANT DIRECTORY

Participants

Retrieve all participants registered to MAPIC Digital

Exhibitors

These are the participants related to a Corporate Page.

Retailers and Leisure Operators

Find here all Retailers and Leisure operators registered to MAPIC Digital.

Corporate Pages

You'll be able to discover companies and their business presentations, look into their delegates, their products highlights and declare an interest to bookmark them.

Speakers

Find all our speakers by role, company name or countries.

Supporting Partners

Find all our sponsors by role, company name or countries.

Customer Helpdesk

Still unclear or questions ? Check the FAQ or contact the Customer service.

Retailers Guide

Get this curated document, discover new retailers and learn on their expansion strategy.

Participants Directory

Get this downloadable guide of participants and their company, country, job title etc.